BANER TOOLS

Professional Cutting Tools

CATALOGUE 2020



Section:

D - Diamond Polycrystalline

Pag. 4

Circular Saws

Lame Circolari

Kreissägen

Pag. 34

Jointing Heads

Frese a Finire

Fugefräser

Pag. 54

Shank Cutters

Frese con Gambo

Shaftfräser

Section D

D 1

Circular Saws Lame Circolari Kreissägen

D001 pag. 14

Circular saws DP

Lame circolari DP

Kreissägen DP

D002 pag. 16

Circular saws for sizing cut DP

Lame circolari per Sezionatrici DP

Kreissägeblatt Für Formatschnitte DP

D003 pag. 21

Scoring saw conical DP

Incisori conici DP

Ritzsägen konisch DP

D004 pag. 24

Scoring saw adjustable DP

Incisore regolabile DP

Ritzsägen verstellbar DP

D005 pag. 26

Scoring saw DP

Incisore DP

Ritzsägen DP

D006 pag. 28

Adjustable saws for grooves DP

Lame per canali regolabili DP

Nutsägen verstellbar DP

D007 pag. 30

Hogging units with shaped profile DP

Truciolatori sagomati DP

Profiliert Zerspanen DP

D008 pag. 32

Hogging units with DP Inserts

Truciolatori con inserti in DP intercambiabili

Zerspanen mit DP Austauschbare Einsätze

Vf Diagram, Diagramma Vf, Vf Schaubild

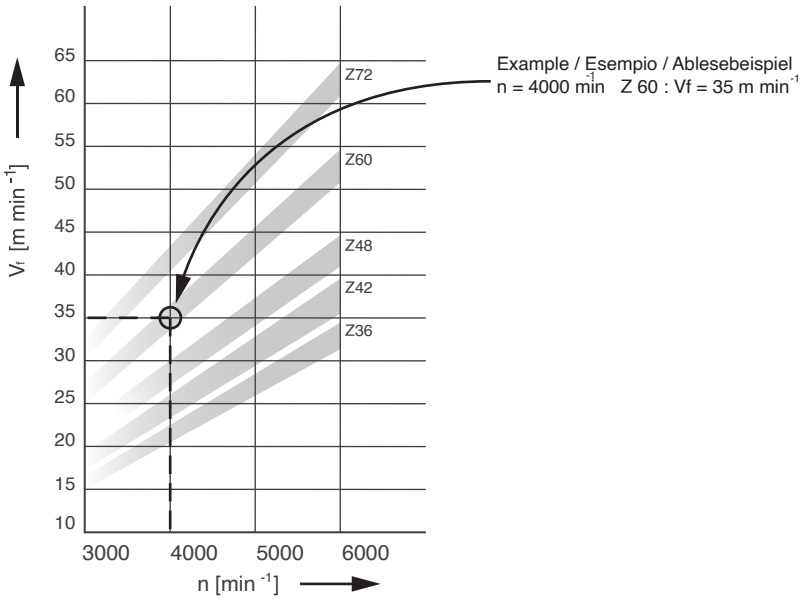

Max loadless rotations
Giri Max a vuoto
Max Drehzahl (n max)

Ø	n max
200	12.000
250	10.000
300	8.000
350	6.000
400	5.500
450	4.500
500	4.500
550	4.000
600	3.500

Tool feed speed Vf depends on the number of teeth (Z) and on the number of rotations (n).

La velocità di avanzamento dell'utensile Vf è in funzione del numero dei denti (Z) e del numero di giri (n).

Der Vorschub Vf ist abhängig von der Zähnezahl (Z) und von der Geschwindigkeit (n)

Machining, Lavorazione, Bearbeitungsart

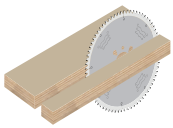

- Single transect
- Sezionare singolo
- Einzelplatt durchschneiden

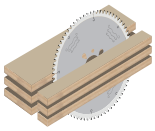

- Transect by deck
- Sezionare a pacco
- Paketschnitt durchschneiden

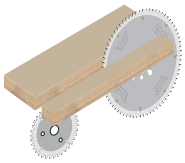

- Lance transect
- Incidere sezionare
- Vorritzen durchschneiden

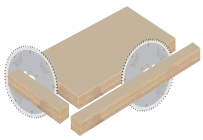

- Universal transect
- Sezionare universale
- Universell durchschneiden



- Lance above under
- Incidere sopra sotto
- Unten und oben vorritzen

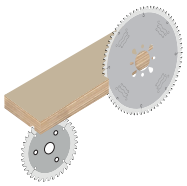

- Lance chip
- Incidere truciolare
- Vorritzen zerspanen

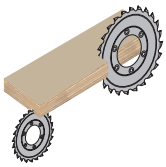

- Chipping
- Truciolare
- Spanplatte



- Long side chipping
- Truciolare lato lungo
- Spanplatten-Längsseite



- Cross cut chipping
- Truciolare lato trasversale
- Spanplatten-Querseite

Table for cutting speeds

Circular saw blades

	Cutting material	Cutting speeds Vc (m/s)	Feed rate Fz (mm/z)
Wood and wood-based	Veneer	70 - 100	0,3 - 0,7
	Veneered panels	60 - 90	0,2
	Beaver board	50 - 80	0,15
	Hard wood, exotic, longitudinal	60 - 100	0,3 - 1,0
	HDF (high density fiber board)	60 - 80	0,1 - 0,3
	MDF (medium density fiber board)	60 - 80	0,1 - 0,3
	OSB (oriented strand board)	60 - 80	0,1 - 0,2
	Lumber-core plywood	40 - 65	0,02 - 0,06
	Chipboard, raw	60 - 80	0,3
	Chipboard, plastic coated	60 - 80	0,15
	Plywood, laminated layers	50 - 80	0,05 - 0,25
	Plywood (lumber-core, rod-shaped)	60 - 80	0,1 - 0,2
	Softboard	60 - 100	0,2 - 0,4
	Soft wood, longitudinal	60 - 100	0,5 - 3,0
	Soft wood, cross cut	60 - 100	0,2 - 0,4
Plastic	Duroplast	60 - 70	0,02 - 0,05
	Elastomer	50 - 65	0,01 - 0,03
	HPL (High-Pressure-Laminate) Trespa Resopal	50 - 70	0,01 - 0,08
	Mineral material Corian, noblan, Hi-Macs, Starom, Rausolid	50 - 70	0,02 - 0,04
	Thermoplastic	50 - 65	0,05 - 0,10
Metal	Al wrought alloy *AlMn AlMn1Cu [3003] AlMg AlMg2 [5251]* *AlCuMg AlZnMg3Cu [7022]*	2000 - 4800 m/min 2000 - 4000 m/min	0,005 - 0,03 0,02 - 0,07
	Al die-casting alloy *AlMg3 [51300], AlMg5Si [51400]*	2000 - 4000 m/min	0,005 - 0,03 0,02 - 0,07
	Al die-casting alloy Si *AlSi12*	2000 - 2500 m/min	0,01 - 0,05
	Mg wrought alloy *MgMn2 [3.3520], MgAl3Zn [3.5312]*	2000 - 3500 m/min	0,005 - 0,02 0,01 - 0,05
	Mg die-casting alloy *Cu58*	2000 - 3500 m/min 2000 - 3000 m/min	0,005 - 0,02 0,01 - 0,05
	Copper *CuZn40Pb, CuZn30*	400 - 800 m/min	0,01 0,03 - 0,05
	Brass *CuSn6, CuSn6Zn*	400 - 800 m/min	0,01 0,03 - 0,05
	Bronze *CuSn6, CuSn6Zn*	200 - 400 m/min	0,01 - 0,02 0,04 - 0,08
Others	Fibre cement boards	70 - 100	0,3 - 0,7
	Sandwich-type plaster boards	60 - 90	0,2
	Printed circuit boards	50 - 80	0,15
	Perlif fire protection boards	60 - 100	0,3 - 1,0
	Rockwool	60 - 80	0,1 - 0,3

Technical Information Circular Saw Blades

Number of teeth *The tooth design provides various results which are determined by the following factors:*

- Direction of cut (along / across the grain)
- Mode of application (with and across the grain)
- Workpiece material used

D
Hollow-ground

DA
Inverted-v

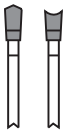

DA-D
Inverted-v + hollow-ground

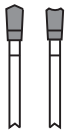

DA-D-FA
Inverted-v + hollow-ground with chamfer

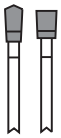

DA-F
Inverted-v + flat

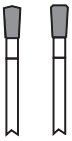

DA-F-FA
Inverted-v + fl at with chamfer

D-FA
Hollow-ground with two-sided chamfer

ES
Top bevel

ES-L
Top bevel, left

ES-R
Top bevel, right

F
Flat

F-FA
Flat with chamfers on both sides

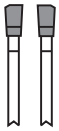

F-WFA
Flat with alternating chamfer

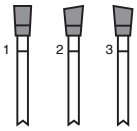

G3 G3

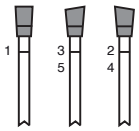

G5 G5

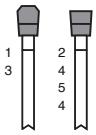

G6 G6

HR
Hollow back

HR-FA
Hollow back with chamfer

KO-F
Conical-flat

KO-HR-FA
Conical hollow back with chamfer

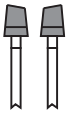

KO-WZ
Conical-alternate bevel

TR
Triple-chip

TR-F
Triple-chip + flat

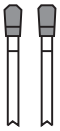

TR-F-FA
Triple-chip + flat with chamfer

TR-TR
Triple-chip + triple-chip

WZ
Alternate top bevel

WZ-FA
Alternate top bevel with chamfer

Number of teeth *The number of cutting edges subject to feed rate is to be found in section tool description on the respective pages. It is depending on the following criteria.*

- Cutting height (single boards / stack)
- Cutting quality (sizing cut / finish cut)
- Diameter of the circular saw blade
- Feed
- Pass
- RPM of the spindle
- Stack height (no. of single boards)
- Workpiece material

Panel sizing saw blade dimensions and machines

Machine type	D (mm)	B (mm)	b (mm)	d (mm)	Z	Z-form	NL (mm)
Scoring saw blade	180	4,4 - 5,6	3,4	20	28	KO - F	
Scoring saw blade	180	4,4 - 5,2	3,2	20	32	KO - WZ	
Scoring saw blade	180	5,8 - 6,8	4	20	36	KO - F	
Scoring saw blade	180	6,8 - 7,8	5	20	36	KO - F	
Main saw blade	400	4,4	3,2	60	72	FT	2/11/85
Main saw blade	530	5,8	4	60	60	FT	2/11/85
Main saw blade	700	7	5	80	60	FT	2/17/110
Scoring saw blade	200	4,4 - 5,6	3,2	65	36	KO - F	2/9/100 2/9/110
Scoring saw blade	200	4,4 - 5,6	3,2	65	36	KO - WZ	2/9/100 2/9/110
Scoring saw blade	200	4,4 - 5,2	3,5	65	32	KO - F	2/9/100 2/9/110
Scoring saw blade	200	4,8 - 5,8	3,5	65	36	KO - F	2/9/100 2/9/110
Scoring saw blade	200	4,8 - 5,6	3,5	65	32	KO - F	2/9/100 2/9/110
Scoring saw blade	200	3,7 - 4,5	2,8	65	32	KO - F	2/9/100 2/9/110
Scoring saw blade	200	3,7 - 4,5	2,8	65	32	KO - F	2/9/100 2/9/110
Postforming	300	4,8 - 5,6	3,2	65	72	KO - F	2/9/110
Postforming	300	4,55	3,2	65	72	WZ	2/9/100 2/9/110
Postforming	300	4,6	3,2	65	72	WZ	2/9/100 2/9/110
Postforming	300	4,4 - 5,6	3,2	65	48	KO - WZ	2/9/100 2/9/110
Postforming	300	4,8 - 5,6	3,5	65	48	KO - WZ	2/9/110
Postforming	350	4,6	3,2	65	72	WZ	2/9/110
Postforming	350	5	3,5	65	72	WZ	2/9/110
Main saw blade	300	4,4	3,2	65	60	FT	2/9/110
Main saw blade	320	4,4	3,2	65	60	FT	2/9/110
Main saw blade	320	4,4	3,2	65	60	FT	2/9/110
Main saw blade	355	4,4	3,2	65	72	FT	2/9/110
Main saw blade	355	4,4	3,2	80	72	FT	2/9/130 4/19/120
Main saw blade	360	4,4	3,2	65	72	FT	2/9/110
Main saw blade	360	4,4	3,2	65	72	Solution	2/9/110
Main saw blade	360	4,4	3,2	65	72	FT	2/9/110
Main saw blade	380	4,4	3,2	65	72	FT	2/9/110
Main saw blade	380	3,6	2,8	65	72	FT	2/9/110
Main saw blade	400	4,4	3,2	65	72	FT	2/9/110
Main saw blade	400	4,4	3,2	80	72	FT	2/9/130 4/19/120
Main saw blade	400	4,4	3,2	80	72	FFT	2/9/130 4/19/120
Main saw blade	400	4,4	3,2	80	72	FT	2/9/10 4/19/120
Main saw blade	430	4,4	3,2	65	72	FT	2/9/110
Main saw blade	430	4,4	3,2	80	72	FT	2/9/130 4/19/120
Main saw blade	430	4,4	3,2	80	72	FT	2/9/130 4/19/120
Main saw blade	430	4,8	3,5	70	72	FT	4/11/130
Main saw blade	430	4,4	3,2	80	72	FT	2/9/130 4/19/120
Main saw blade	450	4,4	3,2	80	72	FT	2/9/130 4/19/120
Main saw blade	450	4,8	3,5	80	72	FT	2/9/130 4/19/120
Main saw blade	450	4,8	3,5	80	72	FFT	2/9/130 4/19/120
Main saw blade	450	4,8	3,5	80	72	FT	2/9/130 4/19/120
Main saw blade	470	4,8	3,5	70	72	FT	4/11/130
Main saw blade	480	4,8	3,5	80	72	FT	2/9/130 4/19/120
Main saw blade	480	4,8	3,5	80	72	FFT	2/9/130 4/19/120
Main saw blade	510	4,8	3,5	80	72	FT	2/9/130 4/19/120
Main saw blade	520	4,8	3,5	70	72	FT	4/11/130
Scoring saw blade	125	4,4 - 5,6	3,4	20	24	KO - F	
Scoring saw blade	125	4,4 - 5,2	3,4	20	24	KO - F	
Scoring saw blade	160	4,4 - 5,6	3,4	55	36	KO - F	3/7/66
Scoring saw blade	200	4,4 - 5,6	3,2	80	36	KO - F	2/14/110
Scoring saw blade	200	4,4 - 5,2	3,2	80	32	KO - F	2/14/110
Postforming	300	4,6	3,2	80	72	WZ	2/14/110
Main saw blade	350	4,4	3,2	80	60	FT	2/14/110
Main saw blade	350	4,4	3,2	80	72	FT	2/14/110
Main saw blade	355	4,4	3,2	80	72	FT	4/8,5/100 2/7/110 2/14/110
Main saw blade	355	4,4	3,2	80	54	WZ	

Machine type	D (mm)	B (mm)	b (mm)	d (mm)	Z	Z-form	NL (mm)
Main saw blade	355	4,4	3,2	80	72	WZ	
Main saw blade	380	4,4	3,2	80	72	FT	2/14/110
Main saw blade	380	4,4	3,2	80	72	FT	2/14/110
Main saw blade	400	4,4	3,2	80	60	FT	4/8,5/100 2/7/110 2/14/110
Main saw blade	400	4,4	3,2	80	72	WZ	
Main saw blade	420	4,4	3,2	80	72	FT	2/14/110
Main saw blade	450	4,4	3,2	80	72	FT	4/8,5/100 2/7/110 2/14/110
Scoring saw blade	125	4,4 - 5,6	3,4	45	24	KO - F	
Scoring saw blade	125	4,8 - 5,2	3,4	20	24	KO - F	
Scoring saw blade	127	3,8 - 5,0	2,8	45	24	KO - F	
Scoring saw blade	127	4,0 - 5,2	3,4	45	24	KO - F	
Scoring saw blade	127	4,4 - 5,6	3,4	45	24	KO - F	
Scoring saw blade	127	4,4 - 5,2	3,4	45	24	KO - F	
Scoring saw blade	160	4,4 - 5,6	3,2	45	28	KO - F	3/11/70
Scoring saw blade	180	4,4 - 5,6	3,4	50	42	KO - F	3/13/80
Scoring saw blade	190	4,0 - 5,2	2,8	50	32	KO - WZ	2/7/80
Scoring saw blade	190	3,7 - 4,5	2,8	50	32	KO - F	2/7/80
Scoring saw blade	190	3,7 - 4,5	2,8	50	32	KO - F	2/7/80
Scoring saw blade	200	4,4 - 5,6	3,2	50	42	KO - F	3/13/80
Scoring saw blade	215	4,4 - 5,6	3,2	50	42	KO - F	2/7/80 3/15/80
Scoring / PF saw blade	300	4,4 - 5,6	3,5	50	48	KO - F	3/15/80
Main saw blade	320	4,4	3,2	75	72	FT	3/13/95
Main saw blade	320	4,4	3,2	50	60	Solution	3/13/80 3/13/95
Main saw blade	330	4,4	3,2	50	60	FT	4/13/80
Main saw blade	350	4,4	3,2	50	72	FT	4/13/80
Main saw blade	355	4,4	3,2	75	54	FT	
Main saw blade	355	4,4	3,2	75	72	FT	
Main saw blade	355	4,4	3	75	72	FFT	
Main saw blade	355	4,4	3,5	75	72	FT	
Main saw blade	380	4,4	3,2	50	72	Solution	4/13/80
Main saw blade	380	3,6	2,8	75	72	FT	2/7/110
Main saw blade	400	4,4	3,2	75	72	FT	4/15/105
Main saw blade	400	4,4	3	75	72	FFT	4/15/105
Main saw blade	430	4,4	3,2	75	96	FT	4/15/105
Main saw blade	430	4,4	3,2	75	72	FT	4/15/105
Main saw blade	470	4,4	3,2	75	96	FT	4/15/105
Scoring saw blade	150	4,4 - 5,6	3,4	45	28	KO - F	
Scoring saw blade	150	3,3 - 4,1	2,2	45	28	KO - F	
Scoring saw blade	150	3,3 - 4,1	2,2	45	28	KO - F	
Scoring saw blade	150	4,4 - 5,2	3,2	30	28	KO - F	
Scoring saw blade	175	4,6 - 5,8	3,5	45	28	KO - F	
Scoring saw blade	180	4,4 - 5,6	3,2	45	36	KO - F	
Scoring saw blade	180	4,4 - 5,2	3,2	45	32	KO - F	
Scoring saw blade	180	4,8 - 5,8	3,5	45	36	KO - F	
Scoring saw blade	180	4,8 - 5,6	3,5	45	32	KO - F	
Scoring saw blade	180	4,8 - 5,8	3,5	45	36	KO - WZ	
Scoring saw blade	180	3,7 - 4,5	2,8	45	36	KO - F	
Scoring saw blade	180	3,7 - 4,5	2,8	45	36	KO - F	
Scoring saw blade	200	4,4 - 5,2	3,2	45	36	KO - F	
Scoring saw blade	200	4,4 - 5,2	3,5	45	32	KO - F	
Scoring saw blade	200	3,3 - 4,1	2,2	45	36	KO - F	
Scoring saw blade	200	3,3 - 4,1	2,2	45	36	KO - F	
Scoring saw blade	200	4,8 - 5,8	3,5	45	36	KO - F	
Scoring saw blade	200	4,8 - 5,6	3,5	45	32	KO - F	
Scoring saw blade	200	4,8 - 5,8	3,5	45	36	KO - WZ	
Scoring saw blade	200	5,8 - 6,6	4,5	45	32	KO - F	
Scoring saw blade	200	5,9 - 6,9	3,5	45	36	KO - F	
Scoring saw blade	200	6,2 - 7,2	4,2	45	36	KO - F	
Postforming	200	4,6 - 5,6	3,5	45	36	KO - WZ 30°	

Machine type	D (mm)	B (mm)	b (mm)	d (mm)	Z	Z-form	NL (mm)
Postforming	280	4,8 - 5,8	3,5	45	72	KO - WZ 5°	
Postforming	280	5	3,5	45	84	WZ 30°	
Postforming	340	5	3,5	45	108	WZ 30°	3/14/65
Main saw blade	300	4,4	3,2	60	72	FT	2/14/100
Main saw blade	300	3,2	2,2	60	60	FT	2/14/100
Main saw blade	300	4,4	3,2	75	72	FT	
Main saw blade	300	4,4	3,2	75	72	FT	
Main saw blade	310	4,4	3,2	60	72	FT	2/14/100
Main saw blade	350	4,4	3,2	60	72	FT	2/14/100
Main saw blade	350	4,4	3,2	60	72	Solution	2/14/100
Main saw blade	350	3,6	2,8	60	72	FT	2/14/100
Main saw blade	350	4,4	3,2	60	72	FT	2/14/100
Main saw blade	380	4,4	3,2	60	72	FT	2/14/100 2/14/125
Main saw blade	380	4,8	3,5	60	72	FT	2/14/100 2/14/125
Main saw blade	380	4,8	3,5	60	72	Solution	2/14/100 2/14/125
Main saw blade	380	4,4	3,2	60	72	Solution	2/14/100 2/14/125
Main saw blade	380	3,6	2,8	60	72	FT	2/14/100 2/14/125
Main saw blade	380	4,4	3,2	60	72	FT	2/14/100 2/14/125
Main saw blade	380	4,8	3,5	60	72	FT	2/14/100 2/14/125
Main saw blade	380	4,4	3,2	60	72	FT	2/14/100 2/14/125
Main saw blade	380	4,8	3,5	60	84	FT	2/14/100 2/14/125
Main saw blade	380	4,8	3,5	60	96	FT	2/14/100 2/14/125
Main saw blade	380	4,8	3,5	60	72	FFT	2/14/100 2/14/125
Main saw blade	380	4,8	3,5	60	72	FFT	2/14/100 2/14/125
Main saw blade	420	4,6	3,2	60	72	FT	2/19/120 2/14/125
Main saw blade	420	4,8	3,5	60	72	FT	2/19/120 2/14/125
Main saw blade	420	4,8	3,5	60	84	FT	2/19/120 2/14/125
Main saw blade	420	4,8	3,5	60	72	FFT	2/19/120 2/14/125
Main saw blade	420	4,8	3,5	60	72	FT	2/14/100 2/14/125
Main saw blade	450	4,8	3,5	60	72	FT	2/19/120 2/14/125
Main saw blade	450	4,8	3,5	60	72	FT	2/19/120 2/14/125
Main saw blade	450	4,8	3,5	60	84	FT	2/19/120 2/14/125
Main saw blade	450	4,8	3,5	60	72	FFT	2/19/120 2/14/125
Main saw blade	450	4,8	3,5	60	72	Solution	2/19/120 2/14/125
Main saw blade	450	4,4	3,2	60	72	FT	2/14/100 2/14/125
Main saw blade	450	4,8	3,5	60	72	FT	2/14/100 2/14/125
Main saw blade	480	4,8	3,5	60	72	FT	2/19/120
Main saw blade	480	4,8	3,5	60	72	Solution	2/19/120 2/11/115
Main saw blade	480	4,8	3,5	60	72	FT	2/19/120 2/11/115
Main saw blade	480	4,8	3,5	60	72	FT	2/19/120
Main saw blade	500	4,8	3,5	60	60	FT	2/11/115
Main saw blade	500	4,8	3,5	60	72	FT	2/11/115
Main saw blade	500	4,8	3,5	60	72	FFT	2/11/115
Main saw blade	520	4,8	3,5	60	60	FT	2/19/120 2/11/115
Main saw blade	520	4,8	3,5	60	84	FT	2/19/120 2/11/115
Main saw blade	520	4,8	3,5	60	72	Solution	2/19/120 2/11/115
Main saw blade	570	4,8	3,5	60	60	FT	2/19/120
Main saw blade	570	4,8	3,5	60	60	FFT	2/19/120
Main saw blade	600	5,8	4	60	60	FT	2/19/120 2/11/115
Main saw blade	600	5,8	4	60	72	FT	2/19/120 2/11/115
Main saw blade	600	5,8	4	60	60	FFT	2/19/120 2/11/115
Main saw blade	600	5,8	4	60	60	FT	2/19/120 2/11/115
Main saw blade	730	6,2	4,2	60	60	FT	2/19/120 2/11/148
Scoring saw blade	127	4,0 - 5,2	3,4	45	24	KO - F	
Scoring saw blade until 2007	127	4,4 - 5,6	3,4	45	24	KO - F	
Scoring saw blade	127	4,4 - 5,2	3,4	45	24	KO - F	
Scoring saw blade as from 2007	150	4,4 - 5,6	3,4	30	28	KO - F	
Scoring saw blade as from 2007	150	4,4 - 5,6	3,4	30	28	KO - WZ	
Scoring saw blade	150	3,7 - 4,5	2,8	30	28	KO - F	

Machine type	D (mm)	B (mm)	b (mm)	d (mm)	Z	Z-form	NL (mm)
Scoring saw blade	150	3,7 - 4,5	2,8	30	28	KO - F	
Scoring saw blade	150	4,4 - 5,2	3,2	30	28	KO - F	
Main saw blade	305	4,4	3	30	54	WZ	2/10/60
Main saw blade	305	4	2,8	30	54	FT	2/10/60
Main saw blade	305	4,4	3	30	54	FT	2/10/60
Main saw blade	305	4,4	3	30	60	FT	2/10/60
Main saw blade	305	4,4	3	30	60	FT	2/10/60
Main saw blade	320	4,4	3	30	60	FT	2/10/60
Main saw blade	320	4,4	3	30	60	FT	2/10/60
Main saw blade	350	4,4	3,2	30	54	FT	2/10/60
Main saw blade	350	4,4	3,2	30	72	FT	2/10/60
Main saw blade	350	4,4	3,2	30	72	FT	2/10/60
Main saw blade	350	4,4	3	30	72	FT	2/10/60
Main saw blade	350	3,6	2,8	30	72	FT	2/10/60
Main saw blade	355	4,4	3,2	30	54	WZ	
Main saw blade	355	4,4	3,2	30	72	WZ	
Main saw blade	355	4	2,8	30	72	FT	2/10/60
Main saw blade	355	4,4	3,2	30	72	FT	2/10/60
Main saw blade	355	4,4	3	30	72	FFT	2/10/60
Main saw blade	355	4,4	3,2	30	72	Solution	2/10/60
Main saw blade	355	4,4	3,2	30	72	FT	2/10/60
Main saw blade	400	4,4	3,2	30	60	WZ	
Main saw blade	400	4,4	3,2	30	72	WZ	
Main saw blade	400	4,4	3,2	30	72	FT	2/10/60
Main saw blade	400	4,4	3,2	30	72	FT	KS
Main saw blade	400	4,4	3,2	30	72	FT	2/10/60
Main saw blade	400	4,4	3	30	72	FFT	2/10/60
Main saw blade	400	4,4	3,2	30	72	Solution	2/10/60
Main saw blade	400	4,4	3,2	30	72	FT	2/10/60 2/13/94
Main saw blade	450	4,4	3,2	30	72	FT	2/10/60
Main saw blade	450	4,4	3,2	30	72	FFT	2/10/60
Scoring saw blade	125	3,1 - 4,3	2,8	20	24	KO - F	
Scoring saw blade	125	3,1 - 3,9	2,2	20	24	KO - F	
Scoring saw blade	125	4,4 - 5,6	3,4	20	24	KO - F	
Scoring saw blade	125	4,4 - 5,2	3,4	20	24	KO - F	
Scoring saw blade	180	4,4 - 5,6	3,4	30	28	KO - F	NLK
Scoring saw blade	180	4,4 - 5,2	3,2	20	32	KO - WZ	
Scoring saw blade	180	3,3 - 4,1	2,2	30	28	KO - F	NLK
Scoring saw blade	180	3,3 - 4,1	2,2	30	28	KO - F	NLK
Scoring saw blade	180	4,4 - 5,2	3,2	30	28	KO - F	NLK
Postforming	180	4,55	3,5	30	36	WZ 5°	
Scoring saw blade	200	4,4 - 5,6	3,2	30	36	KO - F	2/8,5/60
Scoring saw blade	200	4,4 - 5,6	3,4	20	36	KO - WZ	
Scoring saw blade	200	4,4 - 5,2	3,5	30	36	KO - F	2/8,5/60
Scoring saw blade	200	3,7 - 4,5	2,8	20	36	KO - F	2/11/66
Scoring saw blade	200	3,7 - 4,5	2,8	30	36	KO - F	2/11/66
Main saw blade	300	4,4	3	30	60	FT	2/10/60
Main saw blade	300	4,4	3	30	60	FFT	2/10/60
Main saw blade	300	3,2	2,2	30	60	FT	NLK
Main saw blade	300	4,4	3	30	60	FT	2/10/60
Main saw blade	350	4,4	3,2	30	54	FT	2/10/60
Main saw blade	350	4,4	3,2	30	72	FT	2/10/60
Main saw blade	350	4,4	3	30	72	FFT	2/10/60
Main saw blade	350	4,4	3	30	72	FT	2/10/60
Main saw blade	350	3,6	2,8	30	72	FT	2/10/60
Main saw blade	350	4,4	3,2	30	72	FT	2/10/60
Main saw blade	355	4,4	3,2	30	72	FT	2/10/60
Main saw blade	355	4,4	3	30	72	FFT	2/10/60
Main saw blade	400	4,4	3,2	30	60	FT	

Machine type	D (mm)	B (mm)	b (mm)	d (mm)	Z	Z-form	NL (mm)
Main saw blade	400	4,4	2,8	30	72	FT	2/10/60
Main saw blade	400	4,4	3,2	30	72	FT	KS
Main saw blade	400	4,4	3,2	30	72	FT	2/10/60
Main saw blade	400	4,4	3	30	72	FFT	
Main saw blade	400	4,4	3,2	30	72	Solution	
Main saw blade	450	4,4	3,2	30	72	FT	2/10/60
Main saw blade	450	4,4	3,2	30	72	FFT	2/10/60
Scoring saw blade	180	3,2 - 4,3	2,8	16	42	KO - F	2/6/33
Scoring saw blade	200	4,4 - 5,6	3,2	30	36	KO - F	2/8,5/60
Scoring saw blade	200	4,4 - 5,2	3,5	30	36	KO - F	2/8,5/60
Scoring saw blade	200	3,2 - 4,3	2,8	30	60	KO - F	
Scoring saw blade	200	4,8 - 5,8	3,5	30	36	KO - F	2/8,5/60
Postforming	400	4,25	3,2	30	72	FT	2/10/60
Main saw blade	300	4,4	3	30	60	FFT	2/10/60
Main saw blade	300	4,4	3	30	60	FT	2/10/60
Main saw blade	350	4,4	3,2	30	72	FT	2/8,5/60
Main saw blade	350	4,25	3,2	30	72	FT	2/8,5/60
Main saw blade	350	4,4	3,2	30	72	FT	2/10/60
Main saw blade	400	4,4	3,2	30	60	FT	
Main saw blade	400	4,4	3,2	30	72	FT	
Main saw blade	400	4,4	3,2	30	72	FT	KS
Main saw blade	400	4,4	3,2	30	72	FT	
Main saw blade	400	4,4	3	30	72	FFT	
Main saw blade	400	4,4	3,2	30	72	Solution	
Main saw blade	450	4,4	3,2	30	72	FT	2/10/60
Main saw blade	450	4,8	3,2	30	72	FT	2/8,5/60
Scoring saw blade	180	4,4 - 5,6	3,4	20	28	KO - F	
Scoring saw blade	180	6,8 - 7,8	5	20	36	KO - F	
Scoring saw blade	180	4,4 - 5,2	3,2	20	32	KO - WZ	
Scoring saw blade	200	4,4 - 5,6	3,4	20	24	KO - F	2/11/66
Scoring saw blade	200	4,4 - 5,2	3,4	20	24	KO - F	2/11/66
Scoring saw blade	200	4,4 - 5,6	3,4	20	36	KO - F	2/11/66
Scoring saw blade	200	4,4 - 5,6	3,4	20	36	KO - WZ	2/11/66
Scoring saw blade	200	4,4 - 5,2	3,4	20	32	KO - F	2/11/66
Scoring saw blade	200	5,0 - 5,8	3,5	20	36	KO - F	2/11/66
Scoring saw blade	200	5,5 - 6,6	3,8	20	36	KO - F	2/11/66
Scoring saw blade	200	6,2 - 7,2	4,2	20	36	KO - F	2/11/66
Scoring saw blade	200	3,7 - 4,5	2,8	20	36	KO - F	2/11/66
Scoring saw blade	200	3,7 - 4,5	2,8	20	36	KO - F	2/11/66
Scoring saw blade	220	6,4 - 7,4	4,4	20	36	KO - F	
Postforming	220	4,55	3,6	20	48	WZ m. A.	
Postforming	300	4,4 - 5,2	3,2	30	36	KO - F	
Postforming	300	4,4 - 5,2	3,2	30	48	KO - WZ	
Postforming	300	4,55	3,2	30	72	WZ	
Main saw blade	350	4,4	3,2	30	54	WZ	
Main saw blade	350	4,4	3,2	30	72	WZ	
Main saw blade	350	4,4	3,2	30	54	FT	
Main saw blade	350	4,4	3,2	30	72	FT	
Scoring saw blade	150	3,7 - 4,5	2,8	30	28	KO - F	
Scoring saw blade	150	3,7 - 4,5	2,8	30	28	KO - F	2/11/73
Scoring saw blade	150	4,4 - 5,2	3,2	30	28	KO - F	
Main saw blade	305	4,4	3	30	54	WZ	
Main saw blade	305	4	2,8	30	54	FT	2/10/60
Main saw blade	305	4,4	3	30	54	FT	2/10/60
Main saw blade	350	4,4	3	30	72	FT	2/10/60
Main saw blade	350	4,4	3	30	72	FFT	2/10/60
Main saw blade	350	4,4	3,2	30	72	Solution	2/10/60
Main saw blade	350	3,6	2,8	30	72	FT	2/10/60
Main saw blade	350	4,4	3	30	72	FT	2/10/60

Machine type	D (mm)	B (mm)	b (mm)	d (mm)	Z	Z-form	NL (mm)
Main saw blade	355	4,4	3,2	30	72	FT	2/10/60
Main saw blade	355	4,4	3,2	30	72	FT	2/10/60
Main saw blade	360	4,4	3,2	30	72	FT	2/10/60
Main saw blade	370	4,4	3,2	30	72	FT	
Main saw blade	400	4,4	3,2	30	72	FT	2/10/60 2/13/94
Main saw blade	430	4,4	3,2	30	72	WZ	
Main saw blade	450	4,4	3,2	30	54	WZ	
Main saw blade	450	4,4	3,2	30	72	WZ	
Main saw blade	450	4,6	3,2	30	72	WZ	2/10/60
Main saw blade	450	4,4	3,2	30	72	FT	2/10/60
Main saw blade	450	4,4	3,2	30	72	FFT	2/10/60
Main saw blade	460	4,4	3,2	30	54	WZ	2/13/94
Main saw blade	460	4,4	3,2	30	54	FT	2/13/94
Main saw blade	460	4,4	3,2	30	72	FT	2/13/94
Main saw blade	460	4,4	3,2	30	72	FFT	2/13/94
Main saw blade	460	4,4	3,2	30	72	FT	2/13/94
Main saw blade	480	4,4	3,2	30	80	FT	
Main saw blade	480	4,4	3,2	30	72	FFT	2/13/94
Main saw blade	500	4,4	3,2	30	60	FT	
Main saw blade	520	4,4	3,2	30	44	WZ	2/13/94
Main saw blade	520	4,4	3,2	30	72	FT	2/13/94
Main saw blade	530	5	3,5	30	60	FT	
Main saw blade	580	5,5	4	40	60	FT	2/13/122
Main saw blade	620	6,2	4,2	40	60	FT	2/13/114 2/13/140
Main saw blade	620	6,2	4	40	60	FT	2/13/114 2/13/140
Main saw blade	670	6,2	4,2	40	60	FT	2/13/114 2/13/140
Main saw blade	680	5,8	4	40	60	FT	2/13/114 2/13/140
Main saw blade	680	6,2	4	40	60	FT	2/13/114 2/13/140
Main saw blade	680	6,4	4,4	40	60	FT	2/14/114 2/14/140
Scoring saw blade	160	4,4 - 5,6	3,4	55	36	KO - F	3/7/66
Scoring saw blade	200	4,4 - 5,6	3,2	80	36	KO - F	2/14/110
Scoring saw blade	200	4,4 - 5,2	3,2	80	32	KO - F	2/14/110
Postforming	300	4,6	3,2	80	72	WZ	2/14/110
Main saw blade	300	4,4	3,2	80	60	FT	
Main saw blade	305	4,4	3	80	54	WZ	
Main saw blade	320	4,4	3,2	80	60	TF	
Main saw blade	350	4,4	3,2	80	60	FT	2/14/110
Main saw blade	350	4,4	3,2	80	72	TF	2/14/110
Main saw blade	380	4,4	3,2	80	72	FT	2/14/110
Main saw blade	380	4,4	3,2	80	72	FT	2/14/110
Main saw blade	420	4,4	3,2	80	72	FT	2/14/110

D001

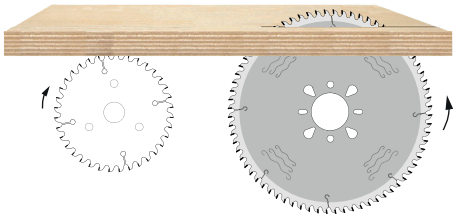



LOW NOISE

DP MEC MAN

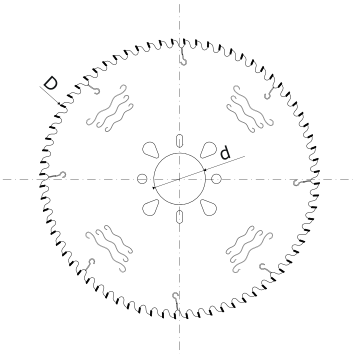

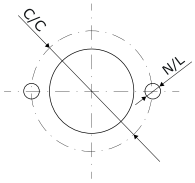

** Number, diameter and C/C of the pin holes, by request* **REF: PAG.8**

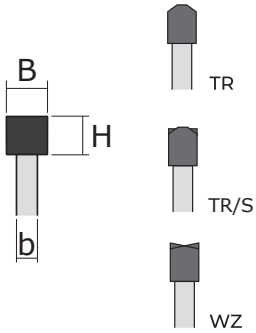

** By request other types of teeth* **REF. PAG.7**

Materials:
Chipboards, MDF, HDF, plywood boards panels, with or without veneers, melamine, Alucobond, Trespa (HPL).

Machines:
Traditional, Panel Sizing Horizontal and Vertical, Squaring, Edge Banding.

Teeth:
Pag. 2 teeth types.

Advantages:
- Precise cutting and excellent finishing for both wooden and not wooden based materials.
- Body with noise reducing slots.
- Pinholes suitable by request for most common machines in the market.
- Sharpenable up to 2/3 times.

Materiali:
Pannelli truciolare, LDF, MDF,HDF,H-PL, multistrati, rivestiti e non, laminati plastici, Alucobond, Trespa.

Macchine:
Tradizionali, Sezionatrici orizzontali o verticali, Squadratrici, Bordatrici.

Denti:
Pag. 2, tipi di dente.

Vantaggi:
- Ottimo taglio ed eccellente finitura su tutti i materiale in fibra legnosa e non.
- Corpo con asole di silenziatura.
- Fori di trascinamento a richiesta che permettono l'utilizzo sulle più comuni macchine in commercio.
- Affilatura fino a 2/3 volte.

Werkstoff:
Spanplatte, (LDF), MDF, HDF, Sperrholzplatten Paneele, mit oder ohne furnier, Kunststofflaminate, Alucobond, Trespa (HPL).

Maschine:
Traditionell, Vertikale und horizontale Plattenaufteilsäge, Quadrieren, Kantenanleimmaschinen

Zähne:
Pag. 2, Zahntypen.

Vorteile:
- Präzise Schnitte und exzellente Veredelung für Holzwerkstoffe und nicht für Holzwerkstoffe.
- Körper mit geräuschreduzierenden Schlitzen.
- Pinholes auf Anfrage für die meisten gängigen Maschinen auf dem Markt.
- Nachschleifbar bis zu 2/3 mal.

Circular saws H6

Code H6	D (mm)	B (mm)	b (mm)	d (mm)	NL	Z	€
D001 001	200	3,2	2,2	30+2	2/9/100+2/2/110+2/14/110	36	
D001 002	200	3,2	2,2	30+2	2/9/100+2/2/110+2/14/110	48	
D001 003	200	3,2	2,2	30+2	2/9/100+2/2/110+2/14/110	54	
D001 004	250	3,2	2,2	30+2	2/9/100+2/2/110+2/14/110	36	
D001 005	250	3,2	2,2	30	2/9/100+2/2/110+2/14/110	48	
D001 006	250	3,2	2,2	30	2/9/100+2/2/110+2/14/110	60	
D001 007	250	3,2	2,2	30	2/9/100+2/2/110+2/14/110	80	
D001 008	300	3,2	2,2	30	2/9/100+2/2/110+2/14/110	48	
D001 009	300	3,2	2,2	30	2/9/100+2/2/110+2/14/110	60	
D001 010	300	3,2	2,2	30	2/9/100+2/2/110+2/14/110	72	
D001 011	300	3,2	2,2	30	2/9/100+2/2/110+2/14/110	84	
D001 012	300	3,2	2,2	30	2/9/100+2/2/110+2/14/110	96	
D001 013	350	3,5	2,5	30	2/9/100+2/2/110+2/14/110	54	
D001 014	350	3,5	2,5	30	2/9/100+2/2/110+2/14/110	66	
D001 015	350	3,5	2,5	30	2/9/100+2/2/110+2/14/110	72	
D001 016	350	3,5	2,5	30	2/9/100+2/2/110+2/14/110	84	
D001 017	350	3,5	2,5	30	2/9/100+2/2/110+2/14/110	96	
D001 018	400	4	2,8	30	2/9/100+2/2/110+2/14/110	48	
D001 019	400	4	2,8	30	2/9/100+2/2/110+2/14/110	60	
D001 020	400	4	2,8	30	2/9/100+2/2/110+2/14/110	72	
D001 021	400	4	2,8	30	2/9/100+2/2/110+2/14/110	96	

**Bore (d) and NL are to be specified at the time of the order.*
**Foro (d) e NL da specificare al momento dell'ordine.*
**Bohrung (d) und NL sind zum Zeitpunkt der Bestellung anzugeben.*

Circular saws H4

Code H4	D (mm)	B (mm)	b (mm)	d (mm)	NL	Z	€
D001 022	200	3,2	2,2	30+2	2/9/100+2/2/110+2/14/110	36	
D001 023	200	3,2	2,2	30+2	2/9/100+2/2/110+2/14/110	48	
D001 024	200	3,2	2,2	30+2	2/9/100+2/2/110+2/14/110	54	
D001 025	250	3,2	2,2	30+2	2/9/100+2/2/110+2/14/110	36	
D001 026	250	3,2	2,2	30	2/9/100+2/2/110+2/14/110	48	
D001 027	250	3,2	2,2	30	2/9/100+2/2/110+2/14/110	60	
D001 028	250	3,2	2,2	30	2/9/100+2/2/110+2/14/110	80	
D001 029	300	3,2	2,2	30	2/9/100+2/2/110+2/14/110	48	
D001 030	300	3,2	2,2	30	2/9/100+2/2/110+2/14/110	60	
D001 031	300	3,2	2,2	30	2/9/100+2/2/110+2/14/110	72	
D001 032	300	3,2	2,2	30	2/9/100+2/2/110+2/14/110	84	
D001 033	300	3,2	2,2	30	2/9/100+2/2/110+2/14/110	96	
D001 034	350	3,5	2,5	30	2/9/100+2/2/110+2/14/110	54	
D001 035	350	3,5	2,5	30	2/9/100+2/2/110+2/14/110	66	
D001 036	350	3,5	2,5	30	2/9/100+2/2/110+2/14/110	72	
D001 037	350	3,5	2,5	30	2/9/100+2/2/110+2/14/110	84	
D001 038	350	3,5	2,5	30	2/9/100+2/2/110+2/14/110	96	
D001 039	400	4	2,8	30	2/9/100+2/2/110+2/14/110	48	
D001 040	400	4	2,8	30	2/9/100+2/2/110+2/14/110	60	
D001 041	400	4	2,8	30	2/9/100+2/2/110+2/14/110	72	
D001 042	400	4	2,8	30	2/9/100+2/2/110+2/14/110	96	

**Bore (d) and NL are to be specified at the time of the order.*
**Foro (d) e NL da specificare al momento dell'ordine.*
**Bohrung (d) und NL sind zum Zeitpunkt der Bestellung anzugeben.*

BANER TOOLS

D002

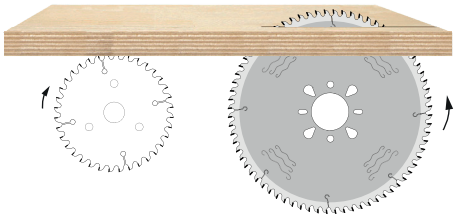



LOW NOISE

DP MEC MAN

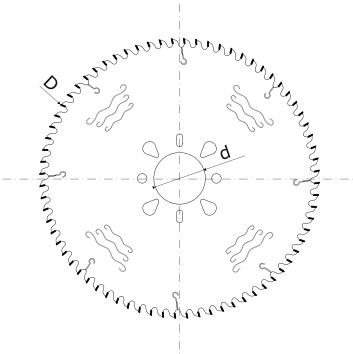

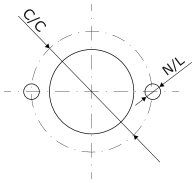

** Number, diameter and C/C of the pin holes, by request* **REF: PAG.8**

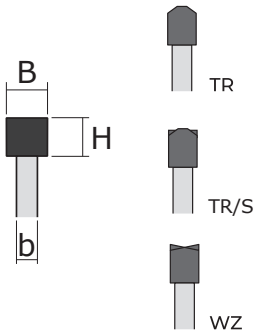

** By request other types of teeth* **REF. PAG.7**

Materials:
Chipboards, MDF, HDF, plywood boards panels, with or without veneers, melamine, Alucobond, Trespa (HPL).

Machines:
Traditional, Panel Sizing Horizontal and Vertical, Squaring, Edge Banding.

Teeth:
Pag. 2 teeth types.

Advantages:
- Precise cutting and excellent finishing for both wooden and not wooden based materials.
- Body with noise reducing slots.
- Pinholes suitable by request for most common machines in the market.
- Sharpenable up to 2/3 times.

Materiali:
Pannelli truciolare, LDF, MDF,HDF,H-PL, multistrati, rivestiti e non, laminati plastici, Alucobond, Trespa.

Macchine:
Tradizionali, Sezionatrici orizzontali o verticali, Squadratrici, Bordatrici.

Denti:
Pag. 2, tipi di dente.

Vantaggi:
- Ottimo taglio ed eccellente finitura su tutti i materiale in fibra legnosa e non.
- Corpo con asole di silenziatura.
- Fori di trascinamento a richiesta che permettono l'utilizzo sulle più comuni macchine in commercio.
- Affilatura fino a 2/3 volte.

Werkstoff:
Spanplatte, (LDF), MDF, HDF, Sperrholzplatten Paneele, mit oder ohne furnier, Kunststofflaminate, Alucobond, Trespa (HPL).

Maschine:
Traditionell, Vertikale und horizontale Plattenaufteilsäge, Quadrieren, Kantenanleimmaschinen

Zähne:
Pag. 2, Zahntypen.

Vorteile:
- Präzise Schnitte und exzellente Veredelung für Holzwerkstoffe und nicht für Holzwerkstoffe.
- Körper mit geräuschreduzierenden Schlitzen.
- Pinholes auf Anfrage für die meisten gängigen Maschinen auf dem Markt.
- Nachschleifbar bis zu 2/3 mal.

Circular saws for sizing cut H6

Code H6	D (mm)	B (mm)	b (mm)	d (mm)	NL	Machine	Z	€
D002 001	300	4,4	3,2	80		Gabbiani	60	
D002 002	300	4,4	3,2	30		Panhans	60	
D002 003	300	4,4	3,2	80		SCM	60	
D002 004	300	4,4	3,2	65		Selco	60	
D002 005	300	4,4	3,2	30		Panhans	72	
D002 006	320	4,6	3,2	65		Selco	60	
D002 007	350	4,4	3,2	80		Gabbiani	54	
D002 008	350	4,4	3,2	75		Giben	54	
D002 009	350	4,4	3,2	80		SCM	54	
D002 010	350	4,4	3,2	30		Schelling	54	
D002 011	350	4,4	3,2	80		Selco	72	
D002 012	350	4,4	3,2	80		Gabbiani	72	
D002 013	350	4,4	3,2	60		Holzma	72	
D002 014	350	4,4	3,2	30		Panhans	72	
D002 015	350	4,4	3,2	80		SCM	72	
D002 016	350	4,4	3,2	30		Schelling	72	
D002 017	355	4,4	3,2	75		Giben	72	
D002 018	360	4,6	3,2	65		Selco	72	
D002 019	370	4,4	3,2	40		Schelling	54	
D002 020	370	4,4	3,2	30		Schelling	72	
D002 021	380	4,8	3,5	60	2/14/110	Holzma	60	
D002 022	380	4,8	3,5	60	2/14/100	Holzma	72	
D002 023	400	4,4	3,2	60	2/11/85	Anthon	54	
D002 024	400	4,4	3,2	80	4/9/100+2/14/110	Gabbiani	54	
D002 025	400	4,4	3,2	75	4/15/105	Giben	54	
D002 026	400	4,4	3,2	80	4/9/100-2/7/110-2/14/110	SCM	54	
D002 027	400	4,4	3,2	30	/	Shelling	54	
D002 028	400	4,4	3,2	60	2/11/85	Anthon	60	
D002 029	400	4,4	3,2	80	4/9/100-2/14/110	Gabbiani	60	
D002 030	400	4,4	3,2	75	4/15/105	Giben	60	

BANER TOOLS

Code H6	D (mm)	B (mm)	b (mm)	d (mm)	NL	Machine	Z	€
D002 031	400	4,4	3,2	30	2/10/60	Panhans	60	
D002 032	400	4,4	3,2	80	4/9/100-2/7/110-2/14/110	SCM	60	
D002 033	400	4,4	3,2	80	2/9/130-4/19/120	Selco	60	
D002 034	400	4,4	3,2	30	/	Schelling	60	
D002 035	400	4,4	3,2	30	2/10/60	Panhans	72	
D002 036	400	4,4	3,2	80	4/9/100-2/7/110-2/14/110	SCM	72	
D002 037	400	4,4	3,2	80	2/9/130-4/19/120	Selco	72	
D002 038	400	4,8	3,5	54	/	Holzma	54	
D002 039	400	4,8	3,5	60	/	Holzma	60	
D002 040	420	4,4	3,2	80	4/9/100-2/14/115	Gabbiani	60	
D002 041	420	4,8	3,5	60	2/10/80-2/14/215	Holzma	54	
D002 042	420	4,8	3,5	60	2/10/80-2/14/215	Holzma	60	
D002 043	430	4,4	3,2	60	2/11/85	Anthon	48	
D002 044	430	4,4	3,2	75	4/15/105	Giben	48	
D002 045	430	4,4	3,2	80	2/9/130-4/19/120	Selco	48	
D002 046	430	4,4	3,2	60	2/11/85	Anthon	60	
D002 047	430	4,3	3,2	75	4/15/105	Giben	60	
D002 048	430	4,4	3,2	80	2/9/130-4/19/120	Selco	60	
D002 049	430	4,6	3,2	80	2/9/130-4/19/120	Selco	48	
D002 050	430	4,6	3,2	80	2/9/130-4/19/120	Selco	60	
D002 051	450	4,4	3,2	80	4/9/100-2/14/110	Gabbiani	48	
D002 052	450	4,4	3,2	30	/	Schelling	48	
D002 053	450	4,4	3,2	80	4/9/110-2/14/110	Gabbiani	60	
D002 054	450	4,4	3,2	30	/	Schelling	60	
D002 055	450	4,8	3,5	80	2/9/130-4/19/120	Selco	48	
D002 056	450	4,8	3,5	80	2/9/130-4/19/120	Selco	54	
D002 057	460	4,4	3,2	80	/	Schelling	48	
D002 058	460	4,4	3,2	30	/	Schelling	60	
D002 059	470	4,4	3,2	80	4/15/105	Giben	48	
D002 060	470	4,4	3,2	65	4/15/105	Giben	60	

Code H6	D (mm)	B (mm)	b (mm)	d (mm)	NL	Machine	Z	€
D002 061	470	4,4	3,2	30	/	Schelling	60	
D002 062	480	4,4	3,2	65	/	Schelling	48	
D002 063	480	4,8	3,5	80	2/9/130-4/19/120	Selco	48	
D002 064	480	4,8	3,5	75	2/9/130-4/19/120	Selco	54	
D002 065	500	4,8	3,5	80	4/9/100-2/14/120	Gabbiani	48	
D002 066	500	4,8	3,5	30	2/11/115	Holzma	48	
D002 067	500	4,8	3,5	80	/	Schelling	48	
D002 068	500	4,8	3,5	80	4/9/100+2/14/110	Gabbiani	54	
D002 069	500	4,8	3,5	60	2/11/115	Holzma	54	
D002 070	500	4,8	3,5	30	/	Schelling	54	
D002 071	520	4,8	3,5	80	2/11/115-2/19/120	Holzma	48	
D002 072	520	4,8	3,5	30	2/11/115-2/19/120	Holzma	54	
D002 073	530	4,8	3,5	75	/	Schelling	48	
D002 074	530	5,8	4	65	2/11/85	Anthon	48	
D002 075	530	5,8	4	40	2/11/85	Anthon	54	
D002 076	550	4,8	3,5	30	2/13/122	Schelling	48	
D002 077	550	4,8	3,5	60	2/13/122	Schelling	54	
D002 078	550	5,2	3,5	60	/	Giben	48	
D002 079	550	5,2	3,5	60	/	Giben	54	
D002 080	565	5,2	3,5	80	/	Giben	48	
D002 081	565	5,2	3,5	75	/	Giben	54	
D002 082	570	5,8	4	80	2/11/115-2/19/120	Holzma	48	
D002 083	570	5,8	4	30	2/11/115-2/19/120	Holzma	54	
D002 084	600	5,8	4	60	2/11/115-2/19/120	Holzma	54	
D002 085	600	5,8	4	80	2/11/115-2/19/120	Holzma	60	

**Bore (d) and NL are to be specified at the time of the order.*

**Foro (d) e NL da specificare al momento dell'ordine.*

**Bohrung (d) und NL sind zum Zeitpunkt der Bestellung anzugeben.*

Circular saws for sizing cut H4

Code H4	D (mm)	B (mm)	b (mm)	d (mm)	NL	Machine	Z	€
D002 086	300	4,4	3,2	80		Gabbiani	60	
D002 087	300	4,4	3,2	30		Panhans	60	
D002 088	300	4,4	3,2	80		SCM	60	
D002 089	300	4,4	3,2	65		Selco	60	
D002 090	300	4,4	3,2	30		Panhans	72	
D002 091	320	4,6	3,2	65		Selco	60	
D002 092	350	4,4	3,2	80		Gabbiani	54	
D002 093	350	4,4	3,2	75		Giben	54	
D002 094	350	4,4	3,2	80		SCM	54	
D002 095	350	4,4	3,2	30		Schelling	54	
D002 096	350	4,4	3,2	80		Selco	72	
D002 097	350	4,4	3,2	80		Gabbiani	72	
D002 098	350	4,4	3,2	60		Holzma	72	
D002 099	350	4,4	3,2	30		Panhans	72	
D002 100	350	4,4	3,2	80		SCM	72	
D002 101	350	4,4	3,2	30		Schelling	72	
D002 102	355	4,4	3,2	75		Giben	72	
D002 103	360	4,6	3,2	65		Selco	72	
D002 104	370	4,4	3,2	40		Schelling	54	
D002 105	370	4,4	3,2	30		Schelling	72	
D002 106	380	4,8	3,5	60	2/14/110	Holzma	60	
D002 107	380	4,8	3,5	60	2/14/100	Holzma	72	
D002 108	400	4,4	3,2	60	2/11/85	Anthon	54	
D002 109	400	4,4	3,2	80	4/9/100+2/14/110	Gabbiani	54	
D002 110	400	4,4	3,2	75	4/15/105	Giben	54	
D002 111	400	4,4	3,2	80	4/9/100-2/7/110-2/14/110	SCM	54	
D002 112	400	4,4	3,2	30	/	Shelling	54	
D002 113	400	4,4	3,2	60	2/11/85	Anthon	60	
D002 114	400	4,4	3,2	80	4/9/100+2/14/110	Gabbiani	60	
D002 115	400	4,4	3,2	75	4/15/105	Giben	60	

BANER TOOLS

Code H4	D (mm)	B (mm)	b (mm)	d (mm)	NL	Machine	Z	€
D002 116	400	4,4	3,2	30	2/10/60	Panhans	60	
D002 117	400	4,4	3,2	80	4/9/100-2/7/110-2/14-110	SCM	60	
D002 118	400	4,4	3,2	80	2/9/130-4/19/120	Selco	60	
D002 119	400	4,4	3,2	30	/	Schelling	60	
D002 120	400	4,4	3,2	30	2/10/60	Panhans	72	
D002 121	400	4,4	3,2	80	4/9/100-2/7/110-2/14/110	SCM	72	
D002 122	400	4,4	3,2	80	2/9/130-4/19/120	Selco	72	
D002 123	400	4,8	3,5	54	/	Holzma	54	
D002 124	400	4,8	3,5	60	/	Holzma	60	
D002 125	420	4,4	3,2	80	4/9/100-2/14/115	Gabbiani	60	
D002 126	420	4,8	3,5	60	2/10/80-2/14/215	Holzma	54	
D002 127	420	4,8	3,5	60	2/10/80-2/14/125	Holzma	60	
D002 128	430	4,4	3,2	60	2/11/85	Anthon	48	
D002 129	430	4,4	3,2	75	4/15/105	Giben	48	
D002 130	430	4,4	3,2	80	2/9/130-4/19/120	Selco	48	
D002 131	430	4,4	3,2	60	2/11/85	Anthon	60	
D002 132	430	4,3	3,2	75	4/15/105	Giben	60	
D002 133	430	4,4	3,2	80	2/9/130-4/19/120	Selco	60	
D002 134	430	4,6	3,2	80	2/9/130-4/19/120	Selco	48	
D002 135	430	4,6	3,2	80	2/9/130-4/19/120	Selco	60	
D002 136	450	4,4	3,2	80	4/9/100-2/14/110	Gabbiani	48	
D002 137	450	4,4	3,2	30	/	Schelling	48	
D002 138	450	4,4	3,2	80	4/9/100-2/14/110	Gabbiani	60	
D002 139	450	4,4	3,2	30	/	Schelling	60	
D002 140	450	4,8	3,5	80	2/9/130-4/19/120	Selco	48	
D002 141	450	4,8	3,5	80	2/9/130-4/19/120	Selco	54	
D002 142	460	4,4	3,2	30	/	Schelling	48	
D002 143	460	4,4	3,2	30	/	Schelling	60	
D002 144	470	4,4	3,2	75	4/15/105	Giben	48	
D002 145	470	4,4	3,2	75	4/15/105	Giben	60	

Code H4	D (mm)	B (mm)	b (mm)	d (mm)	NL	Machine	Z	€
D002 146	470	4,4	3,2	30	/	Schelling	60	
D002 147	480	4,4	3,2	30	/	Schelling	48	
D002 148	480	4,8	3,5	80	2/9/130-4/19/120	Selco	48	
D002 149	480	4,8	3,5	80	2/9/130-4/19/120	Selco	54	
D002 150	500	4,8	3,5	80	4/9/100-2/14/110	Gabbiani	48	
D002 151	500	4,8	3,5	60	2/11/115	Holzma	48	
D002 152	500	4,8	3,5	30	/	Schelling	48	
D002 153	500	4,8	3,5	80	4/9/100-2/14/110	Gabbiani	54	
D002 154	500	4,8	3,5	60	2/11/115	Holzma	54	
D002 155	500	4,8	3,5	30	/	Schelling	54	
D002 156	520	4,8	3,5	60	2/11/115-2/19/120	Holzma	48	
D002 157	520	4,8	3,5	60	2/11/115-2/19/120	Holzma	54	
D002 158	530	4,8	3,5	30	/	Schelling	48	
D002 159	530	5,8	4	60	2/11/85	Anthon	48	
D002 160	530	5,8	4	60	2/11/85	Anthon	54	
D002 161	550	4,8	3,5	40	2/13/122	Schelling	48	
D002 162	550	4,8	3,5	40	2/13/122	Schelling	54	
D002 163	550	5,2	3,5	100	/	Giben	48	
D002 164	550	5,2	3,5	100	/	Giben	54	
D002 165	565	5,2	3,5	100	/	Giben	48	
D002 166	565	5,2	3,5	75	/	Giben	54	
D002 167	570	5,8	4	80	2/11/115-2/19/120	Holzma	48	
D002 168	570	5,8	4	30	2/11/115-2/19/120	Holzma	54	
D002 169	600	5,8	4	60	2/11/115-2/19/120	Holzma	54	
D002 170	600	5,8	4	80	2/11/115-2/19/120	Holzma	60	

Scoring saw conical DP

Incisori conici DP

Ritzsägen konisch DP

D003





LOW NOISE

DP

MEC

MAN

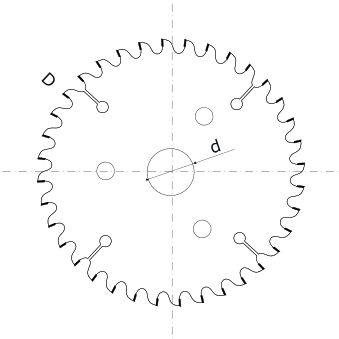

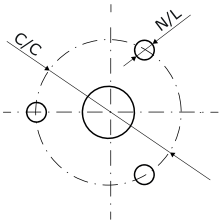

** Number, diameter and C/C of the pin holes, by request*
REF: PAG.8

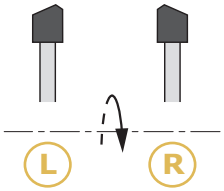

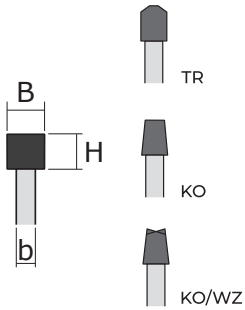

** By request other types of teeth.*
REF: PAG.7

Materials:
Chipboards, MDF, HDF, plywood boards panels, with or without veneers, melamine, Alucobond, Trespa (HPL).

Machines:
Traditional, Panel Sizing Horizontal and Vertical, Squaring, Edge Banding.

Teeth:
Pag. 2, teeth types.

Advantages:
- Precise cutting and excellent finishing for both wooden and not wooden based materials.
- Body with noise reducing slots.
- Pinholes suitable by request for most common machines in the market.
- Resharpenable up to 2/3 times.

Materiali:
Pannelli truciolare, LDF, MDF,HDF,HPL, multistrati, rivestiti e non, laminati plastici, Alucobond, Trespa.

Macchine:
Tradizionali, Sezionatrici orizzontali o verticali, Squadratrici, Bordatrici.

Denti:
Pag. 2, tipi di dente.

Vantaggi:
- Ottimo taglio ed eccellente finitura su tutti i materiali in fibra legnosa e non.
- Corpo con asole di silenziatura.
- Fori di trascinamento a richiesta che permettono l'utilizzo sulle più comuni macchine in commercio.
- Affilatura fino a 2/3 volte.

Werkstoff:
Spanplatte, (LDF), MDF, HDF, Sperrholzplatten Paneele, mit oder ohne furnier, Kunststofflaminate, Alucobond, Trespa (HPL).

Maschine:
Traditionell, Vertikale und horizontale Plattenaufteilsäge, Quadrieren, Kantenanleimmaschinen.

Zähne:
Pag. 2, Zahntypen.

Vorteile:
- Präzise Schnitte und exzellente Veredelung für Holzwerkstoffe und nicht für Holzwerkstoffe.
- Körper mit geräuschreduzierenden Schlitzen.
- Pinholes auf Anfrage für die meisten gängigen Maschinen auf dem Markt.
- Nachschleifbare bis zu 2/3 mal.

BANER TOOLS

Scoring saws conical H6

Code H6	D (mm)	B1-B2 (mm)	b (mm)	d (mm)	NL	Machine	Z	€
D003 001	120	3,2/4,0	2,2	20			24	
D003 002	125	3,2/4,0	2,2	20			24	
D003 003	125	3,1/4,3	2,2	20		Panhans	24	
D003 004	125	3,1/4,3	3,2	45		Giben	24	
D003 005	150	3,4/4,6	3,2	20		Panhans	30	
D003 006	160	4,3/5,5	3,2	55	3/7/66	Gabbiani	36	
D003 007	160	4,3/5,5	3,2	45	3/11/70	Giben	36	
D003 008	160	4,3/5,5	3,2	55	3/7/66-3/9/72	SCM	36	
D003 009	160	4,7/6,0	3,2	55	3/7/66	Gabbiani	36	
D003 010	180	4,3/5,5	3,2	20		Anthon	36	
D003 011	180	4,3/5,5	3,2	20		Schelling	36	
D003 012	180	4,3/5,5	3,2	30		Panhans	36	
D003 013	180	4,3/5,5	3,2	45		Holzma	36	
D003 014	180	4,3/5,5	3,5	50	3/15/80	Giben	36	
D003 015	180	4,7/5,7	3,5	45		Holzma	36	
D003 016	180	5,2/6,2	3,5	55		Giben	36	
D003 017	180	5,8/6,8	4	20		Anthon	36	
D003 018	180	6,2/7,2	4	20		Anthon	36	
D003 019	200	4,3/5,5	3,2	20		Schelling	36	
D003 020	200	4,3/5,5	3,2	30		Panhans	36	
D003 021	200	4,3/5,5	3,2	45	2/9/100-2/9/110	Holzma	36	
D003 022	200	4,3/5,5	3,2	65	2/10/110	Selco	36	
D003 023	200	4,3/5,5	3,2	80	2/9/100-2/9/110	SCM	36	
D003 024	200	4,5/5,7	3,2	65		Selco	36	
D003 025	200	4,7/5,7	3,5	20		Schelling	36	
D003 026	200	4,7/5,7	3,5	45	2/9/100-2/9/110	Holzma	36	
D003 027	200	4,7/5,7	3,5	65		Selco	36	
D003 028	200	5,8/6,7	4	45		Holzma	36	
D003 029	200	6,2/7,2	4	20		Schelling	36	
D003 030	200	6,2/7,2	4	45		Holzma	36	
D003 031	215	4,3/5,5	3,2	50	3/15/80	Giben	42	
D003 032	300	4,3/5,5	3,2	50	3/15/80	Giben	48	
D003 033	300	4,3/5,5	3,2	65	2/9/100-2/9/110	Selco	48	
D003 034	300	4,3/5,5	3,2	65	2/9/100-2/9/110	Selco	60	
D003 035	300	4,7/5,7	3,2	65	2/9/100-2/9/110	Selco	60	

Scoring saws conical H4

Code H4	D (mm)	B1-B2 (mm)	b (mm)	d (mm)	NL	Machine	Z	€
D003 036	120	3,2/4,0	2,2	20			24	
D003 037	125	3,2/4,0	2,2	20			24	
D003 038	125	3,1/4,3	2,2	20		Panhans	24	
D003 039	125	3,1/4,3	3,2	45		Giben	24	
D003 040	150	3,4/4,6	3,2	20		Panhans	30	
D003 041	160	4,3/5,5	3,2	55	3/7/66	Gabbiani	36	
D003 042	160	4,3/5,5	3,2	45	3/11/70	Giben	36	
D003 043	160	4,3/5,5	3,2	55	3/7/66-3/9/72	SCM	36	
D003 044	160	4,7/6,0	3,2	55	3/7/66	Gabbiani	36	
D003 045	180	4,3/5,5	3,2	20		Anthon	36	
D003 046	180	4,3/5,5	3,2	20		Schelling	36	
D003 047	180	4,3/5,5	3,2	30		Panhans	36	
D003 048	180	4,3/5,5	3,2	45		Holzma	36	
D003 049	180	4,3/5,5	3,5	50	3/15/80	Giben	36	
D003 050	180	4,7/5,7	3,5	45		Holzma	36	
D003 051	180	5,2/6,2	3,5	55		Giben	36	
D003 052	180	5,8/6,8	4	20		Anthon	36	
D003 053	180	6,2/7,2	4	20		Anthon	36	
D003 054	200	4,3/5,5	3,2	20		Schelling	36	
D003 055	200	4,3/5,5	3,2	30		Panhans	36	
D003 056	200	4,3/5,5	3,2	45		Holzma	36	
D003 057	200	4,3/5,5	3,2	65	2/9/100-2/9/110	Selco	36	
D003 058	200	4,3/5,5	3,2	80	2/14/110	SCM	36	
D003 059	200	4,5/5,7	3,2	65	2/9/100-2/9/110	Selco	36	
D003 060	200	4,7/5,7	3,5	20		Schelling	36	
D003 061	200	4,7/5,7	3,5	45		Holzma	36	
D003 062	200	4,7/5,7	3,5	65	2/9/100-2/9/110	Selco	36	
D003 063	200	5,8/6,7	4	45		Holzma	36	
D003 064	200	6,2/7,2	4	20		Schelling	36	
D003 065	200	6,2/7,2	4	45		Holzma	36	
D003 066	215	4,3/5,5	3,2	50	3/15/80	Giben	42	
D003 067	300	4,3/5,5	3,2	50	3/15/80	Giben	48	
D003 068	300	4,3/5,5	3,2	65	2/9/100-2/9/110	Selco	48	
D003 069	300	4,3/5,5	3,2	65	2/9/100-2/9/110	Selco	60	
D003 070	300	4,7/5,7	3,2	65	2/9/100-2/9/110	Selco	60	

BANER TOOLS

Scoring saw adjustable DP

Incisore regolabile DP

Ritzsägen verstellbar DP

D004



LOW NOISE



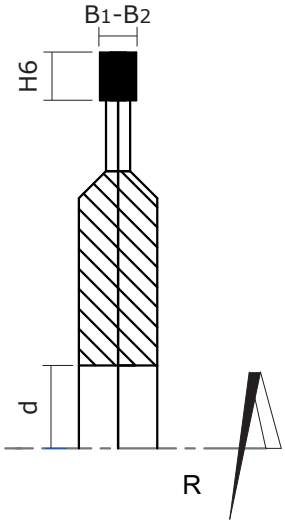

Materials:
Chipboards, MDF, HDF, plywood boards panels, with or without veneers, melamine, Alucobond, Trespa (HPL).

Machines:
Traditional, Panel Sizing Horizontal and Vertical, Squaring, Edge Banding.

Teeth:
Pag. 2, teeth types.

Advantages:
- Precise cutting and excellent finishing for both wooden and not wooden based materials.
- Body with noise reducing slots.
- Pinholes suitable by request for most common machines in the market.
- Resharpenable up to 2/3 times.

Materiali:
Pannelli truciolare, LDF, MDF,HDF,HPL, multistrati, rivestiti e non, laminati plastici, Alucobond, Trespa.

Macchine:
Tradizionali, Sezionatrici orizzontali o verticali, Squadratrici, Bordatrici.

Denti:
Pag. 2, tipi di dente.

Vantaggi:
- Ottimo taglio ed eccellente finitura su tutti i materiali in fibra legnosa e non.
- Corpo con asole di silenziatura.
- Fori di trascinamento a richiesta che permettono l'utilizzo sulle più comuni macchine in commercio.
- Affilatura fino a 2/3 volte.

Werkstoff:
Spanplatte, (LDF), MDF, HDF, Sperrholzplatten Paneele, mit oder ohne furnier, Kunststofflaminate, Alucobond, Trespa (HPL).

Maschine:
Traditionell, Vertikale und horizontale Plattenaufteilsäge, Quadrieren, Kantenanleimmaschinen.

Zähne:
Pag. 2, Zahntypen.

Vorteile:
- Präzise Schnitte und exzellente Veredelung für Holzwerkstoffe und nicht für Holzwerkstoffe.
- Körper mit geräuschreduzierenden Schlitzen.
- Pinholes auf Anfrage für die meisten gängigen Maschinen auf dem Markt.
- Nachschleifbare bis zu 2/3 mal.

Scoring saws adjustable H6

Code H6	D (mm)	B1-B2 (mm)	b (mm)	d (mm)	Z	€
D004 001	70	2,8/3,6	2,2	20	10+10	
D004 002	80	2,8/3,6	2,2	20	10+10	
D004 003	80	2,8/3,6	2,2	20	12+12	
D004 004	100	2,8/3,6	2,2	20	10+10	
D004 005	100	2,8/3,6	2,2	20	12+12	
D004 006	100	2,8/3,6	2,2	22	10+10	
D004 007	100	2,8/3,6	2,2	22	12+12	
D004 008	120	2,8/3,6	2,2	20	12+12	
D004 009	120	2,8/3,6	2,2	22	12+12	
D004 010	125	2,8/3,6	2,2	20	12+12	
D004 011	125	2,8/3,6	2,2	22	12+12	
D004 012	125	4,0/5,0	2,2	45	18+18	

BANER TOOLS

D005





LOW NOISE

DP

MEC

MAN

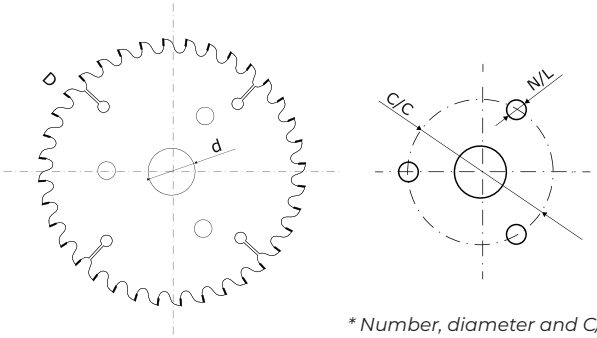

** Number, diameter and C/C of the pin holes, by request*
REF: PAG.8

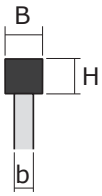

Materials:
Chipboards, MDF, HDF, plywood boards panels, with or without veneers, melamine, Alucobond, Trespa (HPL).

Machines:
Traditional, Panel Sizing Horizontal and Vertical, Squaring, Edge Banding.

Teeth:
Pag. 2, teeth types.

Advantages:
- Precise cutting and excellent finishing for both wooden and not wooden based materials.
- Body with noise reducing slots. Pinholes suitable by request for most common machines in the market. Resharpenable up to 2/3 times.

Materiali:
Pannelli truciolare, LDF, MDF,HDF,HPL, multistrati, rivestiti e non, laminati plastici, Alucobond, Trespa.

Macchine:
Tradizionali, Sezionatrici orizzontali o verticali, Squadratrici, Bordatrici.

Denti:
Pag. 2, tipi di dente.

Vantaggi:
- Ottimo taglio ed eccellente finitura su tutti i materiali in fibra legnosa e non.
- Corpo con asole di silenziatura.
- Fori di trascinamento a richiesta che permettono l'utilizzo sulle più comuni macchine in commercio. Affilatura fino a 2/3 volte.

Werkstoff:
Spanplatte, (LDF), MDF, HDF, Sperrholzplatten Paneele, mit oder ohne furnier, Kunststofflaminate, Alucobond, Trespa (HPL).

Maschine:
Traditionell, Vertikale und horizontale Plattenaufteilsäge, Quadrieren, Kantenanleimmaschinen.

Zähne:
Pag. 2, Zahntypen.

Vorteile:
- Präzise Schnitte und exzellente Veredelung für Holzwerkstoffe und nicht für Holzwerkstoffe.
- Körper mit geräuschreduzierenden Schlitzen. Pinholes auf Anfrage für die meisten gängigen Maschinen auf dem Markt. Nachschleifbare bis zu 2/3 mal.

Scoring saws H6

Code H6	D (mm)	B (mm)	b (mm)	d (mm)	Z	€
D005 001	100-200	3	2,2	30	6	
D005 002	100-200	3	2,2	30	8	
D005 003	100-200	3	2,2	30	12	
D005 004	100-200	3	2,2	30	16	
D005 005	100-200	3	2,2	30	20	
D005 006	100-200	4	2,8	30	6	
D005 007	100-200	4	2,8	30	8	
D005 008	100-200	4	2,8	30	12	
D005 009	100-200	4	2,8	30	16	
D005 010	100-200	4	2,8	30	20	
D005 011	100-200	5	3,5	30	6	
D005 012	100-200	5	3,5	30	8	
D005 013	100-200	5	3,5	30	12	
D005 014	100-200	5	3,5	30	16	
D005 015	100-200	5	3,5	30	20	
D005 016	100-200	6	4	30	6	
D005 017	100-200	6	4	30	8	
D005 018	100-200	6	4	30	12	
D005 019	100-200	6	4	30	16	
D005 020	100-200	6	4	30	20	

Scoring saws H4

Code H4	D (mm)	B (mm)	b (mm)	d (mm)	Z	€
D005 021	100-200	3	2,2	30	6	
D005 022	100-200	3	2,2	30	8	
D005 023	100-200	3	2,2	30	12	
D005 024	100-200	3	2,2	30	16	
D005 025	100-200	3	2,2	30	20	
D005 026	100-200	4	2,8	30	6	
D005 027	100-200	4	2,8	30	8	
D005 028	100-200	4	2,8	30	12	
D005 029	100-200	4	2,8	30	16	
D005 030	100-200	4	2,8	30	20	
D005 031	100-200	5	3,5	30	6	
D005 032	100-200	5	3,5	30	8	
D005 033	100-200	5	3,5	30	12	
D005 034	100-200	5	3,5	30	16	
D005 035	100-200	5	3,5	30	20	
D005 036	100-200	6	4	30	6	
D005 037	100-200	6	4	30	8	
D005 038	100-200	6	4	30	12	
D005 039	100-200	6	4	30	16	
D005 040	100-200	6	4	30	20	

BANER TOOLS

D006





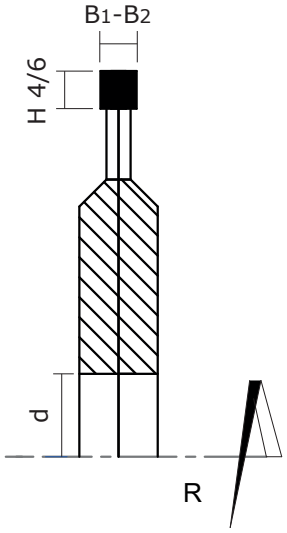

Materials:
Chipboards, MDF, HDF, plywood boards panels, with or without veneers, melamine, Alucobond, Trespa (HPL).

Machines:
Traditional, Squaring, Edge Banding.

Advantages:
- Precise cutting and excellent finishing for both wooden and not wooden based materials.
- Resharpenable up to 2/3 times.

Materiali:
Pannelli truciolare, LDF, MDF,HDF,HPL, multistrati, rivestiti e non, laminati plastici, Alucobond, Trespa.

Macchine:
Tradizionali, Squadratrici, Bordatrici.

Vantaggi:
- Ottimo taglio ed eccellente finitura su tutti i materiali in fibra legnosa e non.
- Affilatura fino a 2/3 volte.

Werkstoff:
Spanplatte, (LDF), MDF, HDF, Sperrholzplatten Paneele, mit oder ohne furnier, Kunststofflaminate, Alucobond, Trespa (HPL).

Maschine:
Traditionell, Quadrieren, Kantenanleimmaschinen.

Vorteile:
- Präzise Schnitte und exzellente Veredelung für Holzwerkstoffe und nicht für Holzwerkstoffe.
- Nachschleifbare bis zu 2/3 mal.

Adjustable saws for grooves H6

Code H6	D (mm)	B1÷B2 (mm)	d (mm)	Z	€
D006 001	120	3÷5,5	30-35-40	6+6	
D006 002	120	4÷7,5	30-35-40	6+6	
D006 003	120	5÷9,5	30-35-40	6+6	
D006 004	120	6÷11,5	30-35-40	6+6	
D006 005	150	3÷5,5	30-35-40	6+6	
D006 006	150	4÷7,5	30-35-40	6+6	
D006 007	150	5÷9,5	30-35-40	6+6	
D006 008	150	6÷11,5	30-35-40	6+6	
D006 009	200	3÷5,5	30-35-40	6+6	
D006 010	200	4÷7,5	30-35-40	6+6	
D006 011	200	5÷9,5	30-35-40	6+6	
D006 012	200	6÷11,5	30-35-40	6+6	
D006 013	200	3÷5,5	30-35-40	8+8	
D006 014	200	4÷7,5	30-35-40	8+8	
D006 015	200	5÷9,5	30-35-40	8+8	
D006 016	200	6÷11,5	30-35-40	8+8	
D006 017	200	3÷5,5	30-35-40	12+12	
D006 018	200	4÷7,5	30-35-40	12+12	
D006 019	200	5÷9,5	30-35-40	12+12	
D006 020	200	6÷11,5	30-35-40	12+12	

Adjustable saws for grooves H4

Code H4	D (mm)	B1÷B2 (mm)	d (mm)	Z	€
D006 021	120	3÷5,5	30-35-40	6+6	
D006 022	120	4÷7,5	30-35-40	6+6	
D006 023	120	5÷9,5	30-35-40	6+6	
D006 024	120	6÷11,5	30-35-40	6+6	
D006 025	150	3÷5,5	30-35-40	6+6	
D006 026	150	4÷7,5	30-35-40	6+6	
D006 027	150	5÷9,5	30-35-40	6+6	
D006 028	150	6÷11,5	30-35-40	6+6	
D006 029	200	3÷5,5	30-35-40	6+6	
D006 030	200	4÷7,5	30-35-40	6+6	
D006 031	200	5÷9,5	30-35-40	6+6	
D006 032	200	6÷11,5	30-35-40	6+6	
D006 033	200	3÷5,5	30-35-40	8+8	
D006 034	200	4÷7,5	30-35-40	8+8	
D006 035	200	5÷9,5	30-35-40	8+8	
D006 036	200	6÷11,5	30-35-40	8+8	
D006 037	200	3÷5,5	30-35-40	12+12	
D006 038	200	4÷7,5	30-35-40	12+12	
D006 039	200	5÷9,5	30-35-40	12+12	
D006 040	200	6÷11,5	30-35-40	12+12	

BANER TOOLS

D007

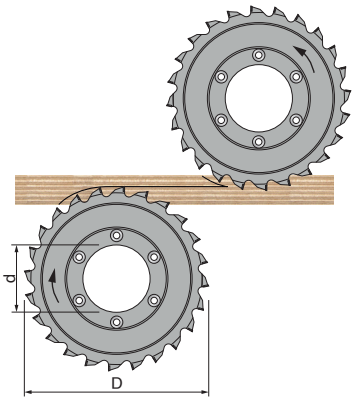

DP MEC MAN

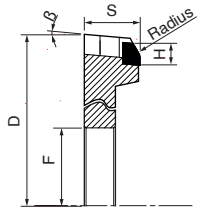

T 1

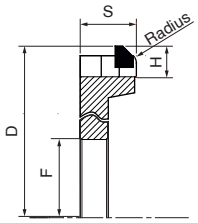

T 2

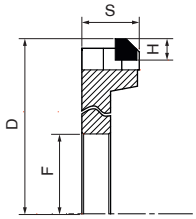

T 3

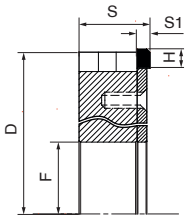

T 4

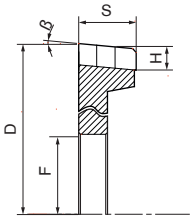

T 5

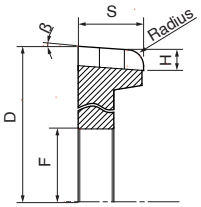

T 6

Materials:
Chipboards, MDF, HDF, plywood boards panels, with or without veneers, melamine.

Machines:
Double end tenoners.

Advantages:
- Precise cutting and excellent finishing for both wooden and not wooden based materials.
- Reinforced body.

Materiali:
Pannelli truciolare, LDF, MDF, HDF, HPL, multistrati, rivestiti e non, laminati plastici.

Macchine:
Squadratrici/tenonatrici.

Vantaggi:
- Ottimo taglio ed eccellente finitura su tutti i materiale in fibra legnosa e non.
- Corpo rinforzato.

Werkstoff:
Spanplatte, (LDF), MDF, HDF, Sperrholzplatten Paneele, mit oder ohne furnier, Kunststofflaminate.

Maschine:
Doppelendprofiler.

Vorteile:
- Präzise Schnitte und exzellente Veredelung für Holzwerkstoffe und nicht für Holzwerkstoffe.
- Verstärkter Körper.

DP Hoggers | T1-T2-T3

Code DX	Code SX	D (mm)	d (mm)	Max feed m/min	H	Z	€
D007 001	D007 007	250	16	24	6	18+18+12	
D007 002	D007 008	250	16	36	6	24+24+12	
D007 003	D007 009	250	16	60	6	36+36+16	
D007 004	D007 010	250	16	24	4	18+18+12	
D007 005	D007 011	250	16	36	4	24+24+12	
D007 006	D007 012	250	16	60	4	36+36+16	

DP Hoggers in Sectors | T4

Code DX	Code SX	D (mm)	d (mm)	Max feed m/min	H	Z	€
D007 013	D007 019	250	22	30	6	40+12+HM	
D007 014	D007 020	250	22	50	6	60+12+HM	
D007 015	D007 021	250	22	60	6	66+12+HM	
D007 016	D007 022	250	22	30	4	40+12+HM	
D007 017	D007 023	250	22	50	4	60+12+HM	
D007 018	D007 024	250	22	60	4	66+12+HM	

Compact DP Hoggers | T5

Code DX	Code SX	D (mm)	d (mm)	Max feed m/min	H	Z	€
D007 025	D007 035	200-250	16	30	6	30+6+6	
D007 026	D007 036	200-250	16	40	6	36+6+6	
D007 027	D007 037	200-250	16	45	6	42+6+6	
D007 028	D007 038	200-250	16	60	6	48+6+6	
D007 029	D007 039	200-250	16	60	6	54+6+6	
D007 030	D007 040	200-250	16	30	4	30+6+6	
D007 031	D007 041	200-250	16	40	4	36+6+6	
D007 032	D007 042	200-250	16	45	4	42+6+6	
D007 033	D007 043	200-250	16	60	4	48+6+6	
D007 034	D007 044	200-250	16	60	4	54+6+6	

Radius DP Hoggers | T6

Code DX	Code SX	D (mm)	d (mm)	Max feed m/min	H	Z	€
D007 045	D007 053	200-250	16	30	6	24+4	
D007 046	D007 054	200-250	16	40	6	28+4	
D007 047	D007 055	200-250	16	45	6	32+4	
D007 048	D007 056	200-250	16	60	6	36+6	
D007 049	D007 057	200-250	16	30	4	24+4	
D007 050	D007 058	200-250	16	40	4	28+4	
D007 051	D007 059	200-250	16	45	4	32+4	
D007 052	D007 060	200-250	16	60	4	36+6	

BANER TOOLS

D008



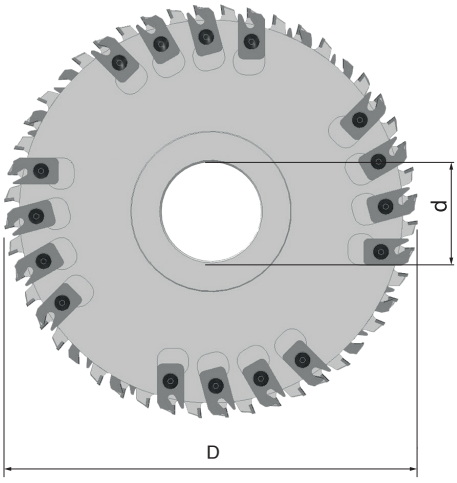

Materials:
Chipboards, MDF, HDF, plywood boards panels, with or without veneers, melamine.

Machines:
Double end tenoners.

Tooth (DP):
Interchangeable inserts, Tip height H 4/6 mm.

Advantages:
- Precise cutting and excellent finishing for both wooden and not wooden based materials.
- Reinforced body.

Materiali:
Pannelli truciolare, LDF, MDF,HDF,HPL, multistrati, rivestiti e non, laminati plastici.

Macchine:
Squadratrici/tenonatrici.

Dente (DP):
Inserti intercambiabili, Altezza dente H 4/6 mm.

Vantaggi:
- Ottimo taglio ed eccellente finitura su tutti i materiale in fibra legnosa e non.
- Corpo rinforzato.

Werkstoff:
Spanplatte, (LDF), MDF, HDF, Sperrholzplatten Paneele, mit oder ohne furnier, Kunststofflaminate.

Maschine:
Doppelendprofiler.

Zahn (DP):
Austauschbare Einsätze, Bestückth.he H 4/6 mm.

Vorteile:
- Präzise Schnitte und exzellente Veredelung für Holzwerkstoffe und nicht für Holzwerkstoffe.
- Verstärkter Körper.

Code RH	Code LH	D (mm)	B (mm)	d (mm)	Z	H (mm)	€
D008 001	D008 005	225	25	60	20 + 48	4	
D008 002	D008 006	225	25	60	20 + 48	6	
D008 003	D008 007	250	30	60	24 + 48	4	
D008 004	D008 008	250	30	60	24 + 48	6	

Code	Spare Parts			N°	€
J009 002	SCREW	M5X7		16	
I016 011	INSERT	5mm		12	
I016 011	INSERT	5mm		4	
I016 011	INSERT	5mm		8	
J009 002	SCREW	M5X7		8	
H034 001	SAWBLADES	Ø250		1	
J009 006	SCREW	M6X16		4	

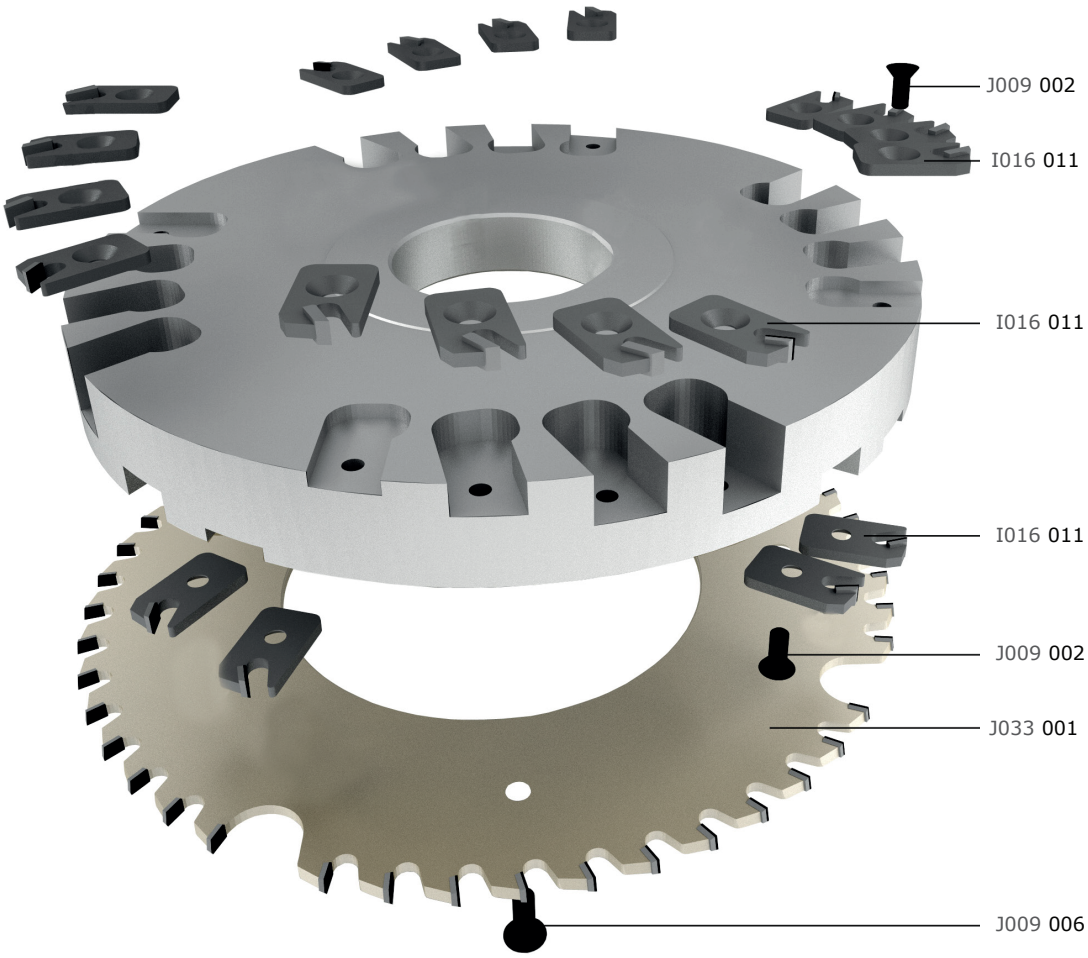

BANER TOOLS

D 2

Jointing Heads Frese a Finire Fugefräser

D009 pag. 38

- Jointing cutter-heads DP 30°
- Frese a rettificare DP 30°
- Fügefräser DP 30°

D010 pag. 40



- Jointing cutter-heads DP 45°
- Frese a rettificare DP 45°
- Fügefräser DP 45°

D011 pag. 42



- Jointing cutter-heads DP 55°
- Frese a rettificare DP 55°
- Fügefräser DP 55°

D012 pag. 44



- Jointing cutter-heads with inserts DP 30°
- Frese a rettificare con inserti DP 30°
- Fügefräser mit Einsätze DP 30°

D013 pag. 46

- Jointing cutter-heads with inserts DP 45°
- Frese a rettificare con inserti DP 45°
- Fügefräser mit Einsätze DP 45°

D014 pag. 48

- Adjustable jointing cutter-heads DP 30°
- Frese a rettificare regolabili DP 30°
- Verstellbare Fügefräser DP 30°

D015 pag. 50



- Adjustable jointing cutter-heads DP 45°
- Frese a rettificare regolabili DP 45°
- Verstellbare Fügefräser DP 45°

D016 pag. 52

- Concave half-roundings cutter-head DP
- Fresa a raggiare mezzo tondo concavo DP
- Radiusfräser für Halbrundungen Konkaven DP

D017 pag. 53

- Concave multi-radius cutter-head DP - HSK25R
- Fresa multi-raggio concavo DP - HSK25R
- Konkaver Fügefräser mit mehreren Radien DP - HSK25R



Vf Diagram Diagramma Vf Vf Schaubild

Example / Esempio / Ablesebeispiel
n = 6000 min^{-1} Z 6 : Vf = 20 m min^{-1}

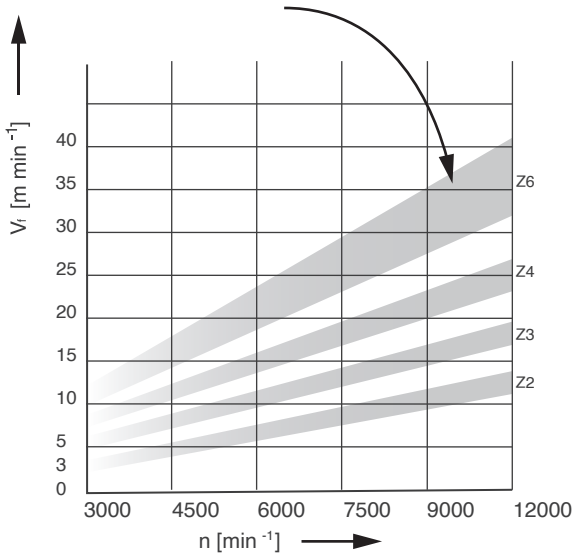

Optimum application
Applicazione ottimale
Optimale Anwendung

Max loadless rotations I Giri Max a vuoto I Max Drehzahl (n max)

ø	n max
100	10.000
125	10.000
150	8.500
180	8.000
200	8.000

- Anti-chipping adjustable tool heads
- Teste antischeggia registrabili
- Fügefräser zweiteilig

80	13.000
100	13.000
125	13.000
150	11.000
180	9.000
200	8.500

- Anti-chipping solid tool heads
- Teste antischeggia fisse
- Fügefräser einteilig

Tool feed speed Vf depends on the number of teeth (Z) and on the number of rotations (n).

La velocità di avanzamento dell'utensile Vf è in funzione del numero dei denti (Z) e del numero di giri (n).

Der Vorschub Vf ist abhängig von der Zähnezahl (Z) und von der Geschwindigkeit (n)

Machining, Lavorazione, Bearbeitungsart



- Vertical finish
- Rifinitura verticale
- Senkrechte Feinbearbeitung

BANER TOOLS

AXIALITY **ASSIALITÀ** **AXIALITÄT**	
DESIGN **COSTRUZIONE** **AUSFÜHRUNG**	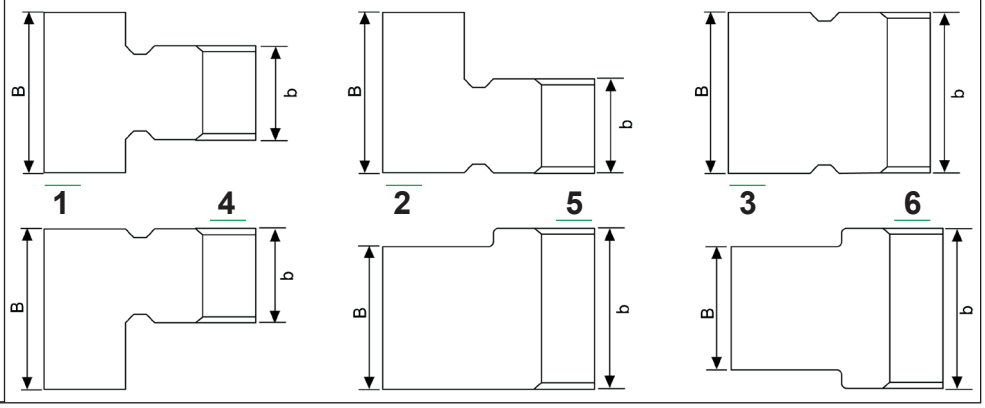

Code	Machine	D	B (mm)	b (mm)	d (mm)	Z	Type axial	Construction type
AD1	Biesse	80	38	53	30 DKN	3+3	B	6
AD2	Biesse	80	47	25	30 DKN	3+3	A	1
AD3	Biesse	80	47	53	30 DKN	3+3	B	6
AD4	Biesse	80	65	53	30 DKN	3+3	B	6
AD5	Ott	85	47	45	30 DKN	3+3	A	1
AD6	Ott	85	65	40,6	30 DKN	3+3	B	2
AD7	IMA, Brandt	100	29	31,6	30 DKN	3+3	A	6
AD8	Brandt	100	38	36	30 DKN	3+3	A	1
AD9	IMA	100	38	37,6	30 DKN	3+3	A	1
AD10	HolzHer up to 2008, SCM	100	47	25	30 DKN	2+2	C	1
AD11	IMA, Brandt, SCM-IDM, Biesse	100	47	40	30 DKN	3+3	A	1
AD12	IMA, Brandt, SCM-IDM, Biesse	100	47	40,6	30 DKN	3+3	A	2
AD13	EBM, Hebrock	100	47	61	30 DKN	2+2	A	5
AD14	Biesse	100	47	75	30 DKN	3+3	B	6
AD15	Cehisa	100	56	25	30 DKN	2+2	A	1
AD16	HolzHer up to 2008, SCM	100	65	25	30 DKN	2+2	C	1
AD17	IMA, Brandt, SCM-IDM	100	65	40,6	30 DKN	3+3	A	1
AD18	Brandt	100	65	40,6	30 DKN	3+3	A	2
AD19	SCM - Stefani	100	65	40,6	30 DKN	3+3	A	2
AD20	Biesse	100	65	75	30 DKN	3+3	B	6
AD21	HolzHer	100	83	25	30 DKN	2+2	C	1
AD22	Brandt	100	83	85	30 DKN	3+3	A	6
AD23	IMA, Biesse	125	38	34	30 DKN	3+3	A	1
AD24	HOMAG Optimat	125	38	36	30 DKN	3+3	A	1
AD25	HOMAG / Biesse	125	47	40	30 DKN	3+3	A	1
AD26	IMA	125	47	42	30 DKN	3+3	A	1
AD27	BIESSE	125	47	47	30 DKN	3+3	B	3
AD28	HOMAG / Biesse	125	65	40	30 DKN	3+3	B	1
AD29	IMA, SCM - Stefani	125	65	40,6	30 DKN	3+3	A	2
AD30	Biesse	125	65	47	30 DKN	3+3	B	1

KEYWAYS REFERENCE

Code	Diameter (d)	Keyway (DKN)	Code	Diameter (d)	Keyway (DKN)
DKN1	from 5 till 8	2x1	DKN14	from 85 till 95	25x5.4
DKN2	from 8 till 10	3x1,4	DKN15	from 95 till 110	28x6,4
DKN3	from 10 till 12	4x1,8	DKN16	from 110 till 130	32x7,4
DKN4	from 12 till 17	5x2,3	DKN17	from 130 till 150	36x8,4
DKN5	from 17 till 22	6x2,8	DKN18	from 150 till 170	40x9,4
DKN6	from 22 till 30	8x3,3	DKN19	from 170 till 200	45x10,4
DKN7	from 30 till 38	10x3,3	DKN20	from 200 till 230	50x11,4
DKN8	from 38 till 44	12x3,3	DKN21	from 230 till 260	56x12,4
DKN9	from 44 till 50	14x3,8	DKN22	from 260 till 290	63x12,4
DKN10	from 50 till 58	16x4,3	DKN23	from 290 till 330	70x14,4
DKN11	from 53 till 65	18x4,4	DKN24	from 330 till 380	80x15,4
DKN12	from 65 till 75	20x4,9	DKN25	from 380 till 440	90x17,4
DKN13	from 75 till 85	22x5,4	DKN26	from 440 till 500	100x19,5

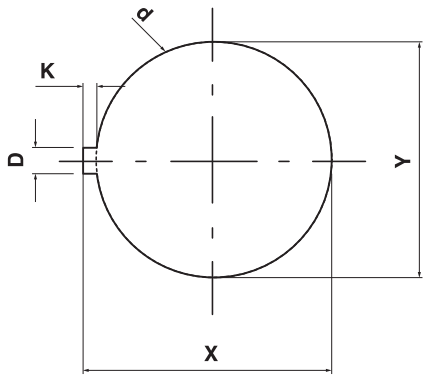

BANER TOOLS

D009



DP MEC MAN

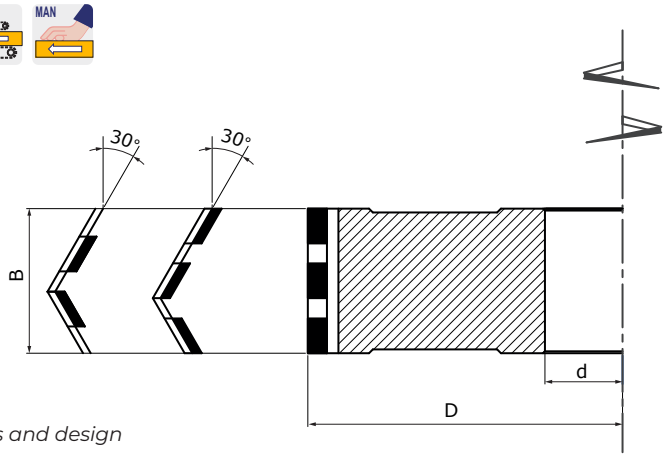

** Axiality bore recesses and design*
REF: PAG.36

** DKN* **REF: PAG.37**

Applications:
Used for sizing and jointing chipboards, MDF, HDF, plywood boards panels, with or without veneers, melamine, Alucobond, Trespa (HPL).

Machine:
Squaring, Edge banding, traditional.

Design:
Alternate shear cut angle, 30°, right/left-hand rotation, excellent finishing, anti-chipping and low noisiness.

Tooth (DP):
Tip height H 3/4/6 mm, large regrinding range.

Applicazioni:
Utilizzate per la finitura di pannelli truciolare, MDF,HDF,HPL, multistrati, rivestiti e non, laminati plastici, Alucobond, Trespa (HPL).

Macchine:
Squadratrici, Bordatrici, tradizionali.

Design:
Angolo assiale alternato 30°, rotazione destra/sinistra, ottima finitura, antischeggia e bassa rumorosità.

Dente (DP):
Altezza dente H 3/4/6 mm, ampia aria di raffilatura.

Anwendung:
Zum Formatieren und Fügen von Spanplatte, MDF, HDF, Sperrholzplatten Paneele, mit oder ohne furnier, Kunststofflaminate, Alucobond, Trespa (HPL).

Maschine:
Kreissägen, Bürstmaschine, traditionelle Maschinen.

Ausführung:
Axialwinkel abwechselnd, 30°, Rechtslauf/Linkslauf optimaler Verarbeitung, Schnitte ohne Ausrisse, Geräuscharmes.

Zahn (DP):
Bestückthöhe H 3/4/6 mm, Grosser Nachschärfbereich.

Jointing cutter-heads 30° H3

Code RH	Code LH	D (mm)	B (mm)	d (mm)	Z	Z TOT	€
D009 001	D009 028	60	65	25+2DKN	2+2	16	
D009 002	D009 029	80	40	30+2DKN	2+2	12	
D009 003	D009 030	80	50	30+2DKN	2+2	12	
D009 004	D009 031	80	65	30+2DKN	2+2	16	
D009 005	D009 032	100	40	30+2DKN	2+2	12	
D009 006	D009 033	100	50	30+2DKN	2+2	12	
D009 007	D009 034	100	65	30+2DKN	2+2	16	
D009 008	D009 035	125	40	30+2DKN	2+2	12	
D009 009	D009 036	125	50	30+2DKN	2+2	12	
D009 010	D009 037	125	65	30+2DKN	2+2	16	

Code RH	Code LH	D (mm)	B (mm)	d (mm)	Z	Z TOT	€
D009 011	D009 038	60	65	25+2DKN	3+3	24	
D009 012	D009 039	80	40	30+2DKN	3+3	15	
D009 013	D009 040	80	50	30+2DKN	3+3	18	
D009 014	D009 041	80	65	30+2DKN	3+3	24	
D009 015	D009 042	100	40	30+2DKN	3+3	15	
D009 016	D009 043	100	50	30+2DKN	3+3	18	
D009 017	D009 044	100	65	30+2DKN	3+3	24	
D009 018	D009 045	125	40	30+2DKN	3+3	15	
D009 019	D009 046	125	50	30+2DKN	3+3	18	
D009 020	D009 047	125	65	30+2DKN	3+3	24	

Code RH	Code LH	D (mm)	B (mm)	d (mm)	Z	Z TOT	€
D009 021	D009 048	125	40	30+2DKN	4+4	16	
D009 022	D009 049	125	50	30+2DKN	4+4	24	
D009 023	D009 050	125	65	30+2DKN	4+4	32	
D009 024	D009 051	150	45	30+2DKN	3+3	18	
D009 025	D009 052	150	65	30+2DKN	3+3	24	
D009 026	D009 053	150	45	30+2DKN	4+4	24	
D009 027	D009 054	150	65	30+2DKN	4+4	32	

Jointing cutter-heads 30° H5

Code RH	Code LH	D (mm)	B (mm)	d (mm)	Z	Z TOT	€
D009 055	D009 082	60	65	25+2DKN	2+2	16	
D009 056	D009 083	80	40	30+2DKN	2+2	12	
D009 057	D009 084	80	50	30+2DKN	2+2	12	
D009 058	D009 085	80	65	30+2DKN	2+2	16	
D009 059	D009 086	100	40	30+2DKN	2+2	12	
D009 060	D009 087	100	50	30+2DKN	2+2	12	
D009 061	D009 088	100	65	30+2DKN	2+2	16	
D009 062	D009 089	125	40	30+2DKN	2+2	12	
D009 063	D009 090	125	50	30+2DKN	2+2	12	
D009 064	D009 091	125	65	30+2DKN	2+2	16	

Code RH	Code LH	D (mm)	B (mm)	d (mm)	Z	Z TOT	€
D009 065	D009 092	60	65	25+2DKN	3+3	24	
D009 066	D009 093	80	40	30+2DKN	3+3	15	
D009 067	D009 094	80	50	30+2DKN	3+3	18	
D009 068	D009 095	80	65	30+2DKN	3+3	24	
D009 069	D009 096	100	40	30+2DKN	3+3	15	
D009 070	D009 097	100	50	30+2DKN	3+3	18	
D009 071	D009 098	100	65	30+2DKN	3+3	24	
D009 072	D009 099	125	40	30+2DKN	3+3	15	
D009 073	D009 100	125	50	30+2DKN	3+3	18	
D009 074	D009 101	125	65	30+2DKN	3+3	24	

Code RH	Code LH	D (mm)	B (mm)	d (mm)	Z	Z TOT	€
D009 075	D009 102	125	40	30+2DKN	4+4	16	
D009 076	D009 103	125	50	30+2DKN	4+4	24	
D009 077	D009 104	125	65	30+2DKN	4+4	32	
D009 078	D009 105	150	45	30+2DKN	3+3	18	
D009 079	D009 106	150	65	30+2DKN	3+3	24	
D009 080	D009 107	150	45	30+2DKN	4+4	24	
D009 081	D009 108	150	65	30+2DKN	4+4	32	

BANER TOOLS

Jointing cutter-heads DP 45°

Frese a rettificare DP 45°

Fügefräser DP 45°

D010



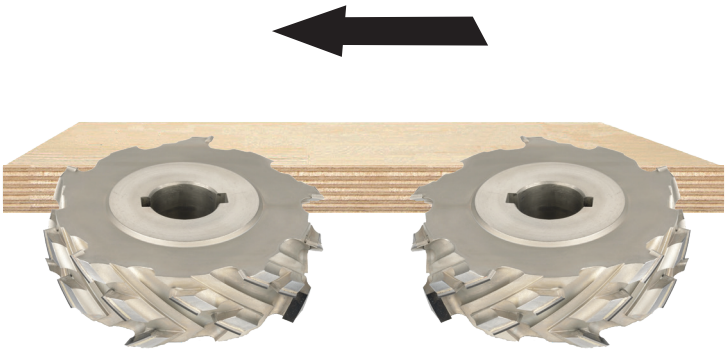

DP MEC MAN

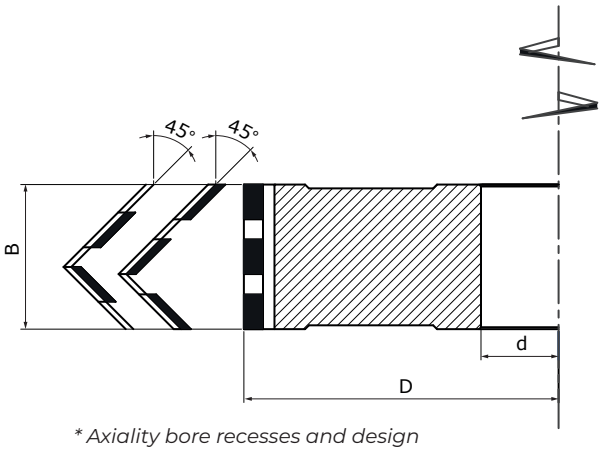

** Axiality bore recesses and design*
REF: PAG.36

** DKN* **REF: PAG.37**

Applications:
Used for sizing and jointing chipboards, MDF, HDF, plywood boards panels, with or without veneers, melamine, Alucobond, Trespa (HPL).

Machine:
Squaring, edge banding, traditional.

Design:
Alternate shear cut angle, 45°, 55°, right/left-hand rotation, excellent finishing, anti-chipping and low noisiness.

Tooth (DP):
Tip height H 4/6 mm, large regrinding range.

Applicazioni:
Utilizzate per la finitura di pannelli truciolare, MDF, HDF, HPL, multistrati, rivestiti e non, laminati plastici, Alucobond, Trespa (HPL).

Macchine:
Squadratrici, bordatrici, tradizionali

Design:
Angolo assiale alternato 45°, 55°, rotazione destra/sinistra, ottima finitura, antischeggia e bassa rumorosità.

Dente (DP):
Altezza dente H 4/6 mm, ampia aria di raffilatura.

Anwendung:
Speziell zum Formatieren und Fügen von Spanplatte, MDF, HDF, Sperrholzplatten Paneele, mit oder ohne furnier, Kunststofflaminate, Alucobond, Trespa (HPL).

Maschine:
Kreissägen, Bürstmaschine, traditionelle Maschinen.

Ausführung:
Axialwinkel abwechselnd, 45°, 55°, Rechtslauf/Linkslauf optimaler Verarbeitung, Schnitte ohne Ausrisse, Geräuscharmes.

Zahn(DP):
Bestückungshöhe H 4/6 mm, Grosser Nachschärfbereich.

Jointing cutter-heads 45° H4

Code RH	Code LH	D (mm)	B (mm)	d (mm)	Z	Z TOT	€
D010 001	D010 017	100	35	30+2DKN	3+3	15	
D010 002	D010 018	100	45	30+2DKN	3+3	21	
D010 003	D010 019	100	50	30+2DKN	3+3	21	
D010 004	D010 020	100	65	30+2DKN	3+3	30	
D010 005	D010 021	125	35	30+2DKN	3+3	15	
D010 006	D010 022	125	45	30+2DKN	3+3	21	
D010 007	D010 023	125	50	30+2DKN	3+3	21	
D010 008	D010 024	125	65	30+2DKN	3+3	30	

Code RH	Code LH	D (mm)	B (mm)	d (mm)	Z	Z TOT	€
D010 009	D010 025	125	35	30+2DKN	4+4	20	
D010 010	D010 026	125	45	30+2DKN	4+4	28	
D010 011	D010 027	125	50	30+2DKN	4+4	28	
D010 012	D010 028	125	65	30+2DKN	4+4	40	
D010 013	D010 029	150	45	30+2DKN	3+3	21	
D010 014	D010 030	150	65	30+2DKN	3+3	30	
D010 015	D010 031	150	45	30+2DKN	4+4	28	
D010 016	D010 032	150	65	30+2DKN	4+4	40	

Jointing cutter-heads 45° H6

Code RH	Code LH	D (mm)	B (mm)	d (mm)	Z	Z TOT	€
D010 033	D010 049	100	35	30+2DKN	3+3	15	
D010 034	D010 050	100	45	30+2DKN	3+3	21	
D010 035	D010 051	100	50	30+2DKN	3+3	21	
D010 036	D010 052	100	65	30+2DKN	3+3	24	
D010 037	D010 053	125	35	30+2DKN	3+3	15	
D010 038	D010 054	125	45	30+2DKN	3+3	21	
D010 039	D010 055	125	50	30+2DKN	3+3	21	
D010 040	D010 056	125	65	30+2DKN	3+3	30	

Code RH	Code LH	D (mm)	B (mm)	d (mm)	Z	Z TOT	€
D010 041	D010 057	125	35	30+2DKN	4+4	20	
D010 042	D010 058	125	45	30+2DKN	4+4	28	
D010 043	D010 059	125	50	30+2DKN	4+4	28	
D010 044	D010 060	125	65	30+2DKN	4+4	40	
D010 045	D010 061	150	45	30+2DKN	3+3	21	
D010 046	D010 062	150	65	30+2DKN	3+3	30	
D010 047	D010 063	150	45	30+2DKN	4+4	28	
D010 048	D010 064	150	65	30+2DKN	4+4	40	

BANER TOOLS

D011





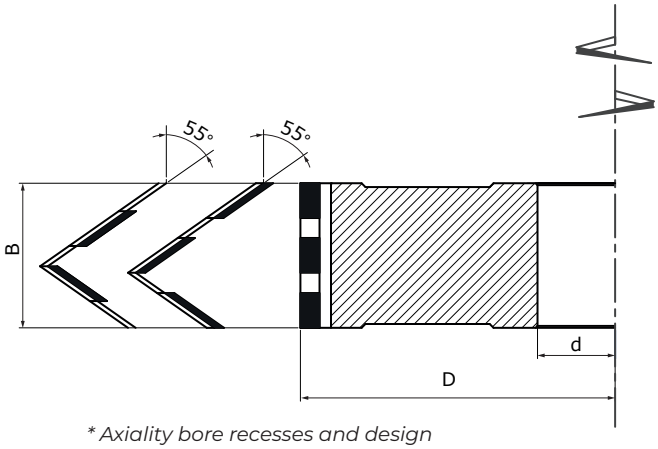

** Axiality bore recesses and design*
REF: PAG.36

** DKN* **REF: PAG.37**

Applications:
Used for sizing and jointing chipboards, MDF, HDF, plywood boards panels, with or without veneers, melamine, Alucobond, Trespa (HPL).

Machine:
Squaring, edge banding, traditional.

Design:
Alternate shear cut angle, 45°, 55°, right/left-hand rotation, excellent finishing, anti-chipping and low noisiness.

Tooth (DP):
Tip height H 4/6 mm, large regrinding range.

Applicazioni:
Utilizzate per la finitura di pannelli truciolare, MDF, HDF, HPL, multistrati, rivestiti e non, laminati plastici, Alucobond, Trespa (HPL).

Macchine:
Squadratrici, bordatrici, tradizionali

Design:
Angolo assiale alternato 45°, 55°, rotazione destra/sinistra, ottima finitura, antischeggia e bassa rumorosità.

Dente (DP):
Altezza dente H 4/6 mm, ampia aria di raffilatura.

Anwendung:
Speziell zum Formatieren und Fügen von Spanplatte, MDF, HDF, Sperrholzplatten Paneele, mit oder ohne furnier, Kunststofflaminate, Alucobond, Trespa (HPL).

Maschine:
Kreissägen, Bürstmaschine, traditionelle Maschinen.

Ausführung:
Axialwinkel abwechselnd, 45°, 55°, Rechtslauf/Linkslauf optimaler Verarbeitung, Schnitte ohne Ausrisse, Geräuscharmes.

Zahn(DP):
Bestückungshöhe H 4/6 mm, Grosser Nachschärfbereich.

Jointing cutter-heads 54° H4

Code RH	Code LH	D (mm)	B (mm)	d (mm)	Z	Z TOT	€
D011 001	D011 017	100	35	30+2DKN	3+3	15	
D011 002	D011 018	100	45	30+2DKN	3+3	21	
D011 003	D011 019	100	50	30+2DKN	3+3	21	
D011 004	D011 020	100	65	30+2DKN	3+3	30	
D011 005	D011 021	125	35	30+2DKN	3+3	15	
D011 006	D011 022	125	45	30+2DKN	3+3	21	
D011 007	D011 023	125	50	30+2DKN	3+3	21	
D011 008	D011 024	125	65	30+2DKN	3+3	30	

Code RH	Code LH	D (mm)	B (mm)	d (mm)	Z	Z TOT	€
D011 009	D011 025	125	35	30+2DKN	4+4	20	
D011 010	D011 026	125	45	30+2DKN	4+4	28	
D011 011	D011 027	125	50	30+2DKN	4+4	28	
D011 012	D011 028	125	65	30+2DKN	4+4	40	
D011 013	D011 029	150	45	30+2DKN	3+3	21	
D011 014	D011 030	150	65	30+2DKN	3+3	30	
D011 015	D011 031	150	45	30+2DKN	4+4	28	
D011 016	D011 032	150	65	30+2DKN	4+4	40	

Jointing cutter-heads 54° H6

Code RH	Code LH	D (mm)	B (mm)	d (mm)	Z	Z TOT	€
D011 033	D011 049	100	35	30+2DKN	3+3	15	
D011 034	D011 050	100	45	30+2DKN	3+3	21	
D011 035	D011 051	100	50	30+2DKN	3+3	21	
D011 036	D011 052	100	65	30+2DKN	3+3	30	
D011 037	D011 053	125	35	30+2DKN	3+3	15	
D011 038	D011 054	125	45	30+2DKN	3+3	21	
D011 039	D011 055	125	50	30+2DKN	3+3	21	
D011 040	D011 056	125	65	30+2DKN	3+3	30	

Code RH	Code LH	D (mm)	B (mm)	d (mm)	Z	Z TOT	€
D011 041	D011 057	125	35	30+2DKN	4+4	20	
D011 042	D011 058	125	45	30+2DKN	4+4	28	
D011 043	D011 059	125	50	30+2DKN	4+4	28	
D011 044	D011 060	125	65	30+2DKN	4+4	40	
D011 045	D011 061	150	45	30+2DKN	3+3	21	
D011 046	D011 062	150	65	30+2DKN	3+3	30	
D011 047	D011 063	150	45	30+2DKN	4+4	28	
D011 048	D011 064	150	65	30+2DKN	4+4	40	

BANER TOOLS

Jointing cutter-heads with inserts DP 30°

Frese a rettificare con inserti DP 30°

Fügefräser mit Einsätze DP 30°

D012





LOW NOISE

DP

MEC

MAN

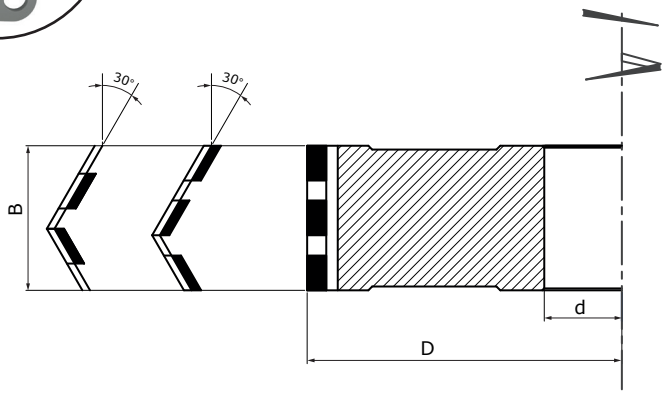

** Axiality bore recesses and design*
REF: PAG.36

** DKN* **REF: PAG.37**

Applications:
Used for sizing and jointing chipboards, MDF, HDF, plywood boards panels, with or without veneers, melamine, Alucobond, Trespa (HPL).

Machine:
Squaring, edge banding, traditional.

Design:
Alternate shear cut angle, 30, 45°, right/left-hand rotation, excellent finishing, anti-chipping and low noisiness.

Tooth (DP):
Interchangeable inserts, Tip height H 3mm.

Applicazioni:
Utilizzate per la finitura di pannelli truciolare, MDF, HDF, HPL, multistrati, rivestiti e non, laminati plastici, Alucobond, Trespa (HPL).

Macchine:
Squadratrici, bordatrici, tradizionali.

Design:
Angolo assiale alternato 30°, 45°, rotazione destra/sinistra, ottima finitura, antischeggia e bassa rumorosità.

Dente (DP):
Inserti intercambiabili, Altezza dente H 3mm.

Anwendung:
Speziell zum Formatieren und Fügen von Spanplatte, MDF, HDF, Sperrholzplatten Paneele, mit oder ohne furnier, Kunststofflaminate, Alucobond, Trespa (HPL).

Maschine:
Kreissägen, Bürstmaschine, traditionelle Maschinen.

Ausführung:
Axialwinkel abwechselnd, 30, 45°, Rechtslauf/Linkslauf optimaler Verarbeitung, Schnitte ohne Ausrisse, Geräuscharmes.

Zahn(DP):
Austauschbare Einsätze, Bestückthöhe H 3mm.

Jointing cutter-heads 30° H3

Code RH	Code LH	D (mm)	B (mm)	d (mm)	Z	Z TOT	€
D012 001	D012 005	80	45	30	2+2	8	
D012 002	D012 006	100	45	30	2+2	8	
D012 003	D012 007	100	55	30	2+2	10	
D012 004	D012 008	100	65	30	2+2	12	

Code RH	Code LH	D (mm)	B (mm)	d (mm)	Z	Z TOT	€
D012 009	D012 015	80	45	30	3+3	12	
D012 010	D012 016	100	45	30	3+3	12	
D012 011	D012 017	100	55	30	3+3	15	
D012 012	D012 018	100	65	30	3+3	18	
D012 013	D012 019	125	45	30	3+3	12	
D012 014	D012 020	125	65	30	3+3	18	

Code	Spare Parts			€
J009 002	SCREW	M5X7		
J034 001	INSERT			

BANER TOOLS

Jointing cutter-heads with inserts DP 45°

Frese a rettificare con inserti DP 45°

Fügefräser mit Einsätze DP 45°

D013





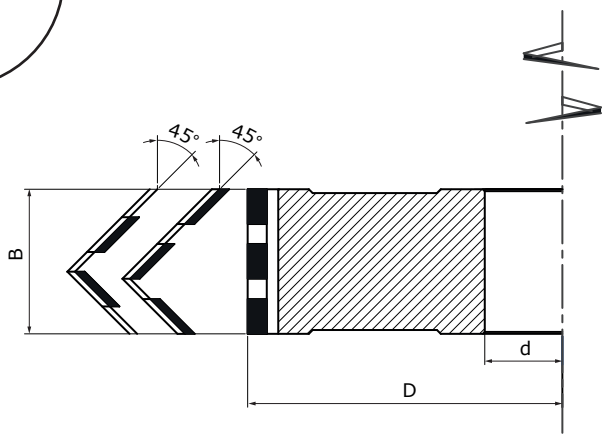

** Axiality bore recesses and design*
REF: PAG.36

** DKN* **REF: PAG.37**

Applications:
Used for sizing and jointing chipboards, MDF, HDF, plywood boards panels, with or without veneers, melamine, Alucobond, Trespa (HPL).

Machine:
Squaring, edge banding, traditional.

Design:
Alternate shear cut angle, 30, 45°, right/left-hand rotation, excellent finishing, anti-chipping and low noisiness.

Tooth (DP):
Interchangeable inserts, Tip height H 3mm.

Applicazioni:
Utilizzate per la finitura di pannelli truciolare, MDF, HDF, HPL, multistrati, rivestiti e non, laminati plastici, Alucobond, Trespa (HPL).

Macchine:
Squadratrici, bordatrici, tradizionali.

Design:
Angolo assiale alternato 30°, 45°, rotazione destra/sinistra, ottima finitura, antischeggia e bassa rumorosità.

Dente (DP):
Inserti intercambiabili, Altezza dente H 3mm.

Anwendung:
Speziell zum Formatieren und Fügen von Spanplatte, MDF, HDF, Sperrholzplatten Paneele, mit oder ohne furnier, Kunststofflaminate, Alucobond, Trespa (HPL).

Maschine:
Kreissägen, Bürstmaschine, traditionelle Maschinen.

Ausführung:
Axialwinkel abwechselnd, 30, 45°, Rechtslauf/Linkslauf optimaler Verarbeitung, Schnitte ohne Ausrisse, Geräuscharmes.

Zahn(DP):
Austauschbare Einsätze, Bestückthöhe H 3mm.

Jointing cutter-heads 45° H3

Code RH	Code LH	D (mm)	B (mm)	d (mm)	Z	Z TOT	€
D013 001	D013 005	80	45	30	2+2	10	
D013 002	D013 006	100	45	30	2+2	10	
D013 003	D013 007	100	55	30	2+2	12	
D013 004	D013 008	100	65	30	2+2	14	

Code RH	Code LH	D (mm)	B (mm)	d (mm)	Z	Z TOT	€
D013 009	D013 015	80	45	30	3+3	15	
D013 010	D013 016	100	45	30	3+3	15	
D013 011	D013 017	100	55	30	3+3	18	
D013 012	D013 018	100	65	30	3+3	21	
D013 013	D013 019	125	45	30	3+3	15	
D013 014	D013 020	125	65	30	3+3	21	

Code	Spare Parts			€
J009 002	SCREW	M5X7		
J034 001	INSERT			

BANER TOOLS

Adjustable jointing cutter-heads DP 30°

Frese a rettificare regolabili DP 30°

Verstellbare Fügefräser DP 30°

D014



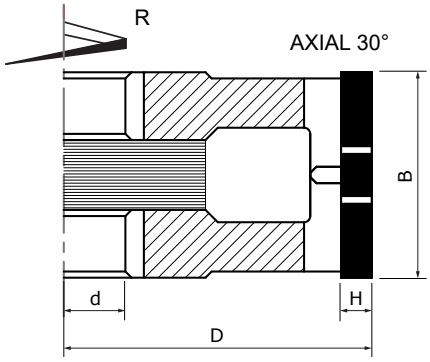

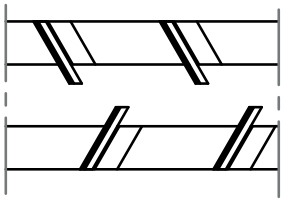

Applications:
Used for sizing and jointing chipboards, MDF, HDF, plywood boards panels, with or without veneers, melamine, Alucobond, Trespa (HPL).

Machine:
Squaring, edge banding.

Design:
ALU body, alternate shear cut angle, 30°, 45°, 55° right/left-hand rotation, excellent finishing, anti-chipping and low noisiness.

Tooth (DP):
Tip height H 4 mm, H 6 mm.

Applicazioni:
Utilizzate per la finitura di pannelli truciolare, MDF, HDF, HPL, multistrati, rivestiti e non, laminati plastici, Alucobond, Trespa (HPL).

Macchine:
Squadratrici, bordatrici.

Design:
Corpo in ALU, angolo assiale alternato 30°, 45°, 55° rotazione destra/sinistra, ottima finitura, antischeggia e bassa rumorosità.

Dente (DP):
Altezza dente H 4 mm, H 6 mm.

Anwendung:
Zum Formatieren und Fügen von Spanplatte, MDF, HDF, Sperrholzplatten Paneele, mit oder ohne furnier, Kunststofflaminate, Alucobond, Trespa (HPL).

Maschine:
Quadrieren, Kantenanleim.

Ausführung:
Tragkörper aus Alu, Mit wechselseitigem Achswinkel, 30°, 45°, 55° Rechtslauf/Linkslauf optimale Verarbeitung, Antiabplatzleistung, Geräuscharm.

Zahn (DP):
Bestückthöhe H 4, H 6 mm.

Adjustable jointing cutter-heads 30° H6

Code RH	Code LH	D (mm)	B (mm)	d (mm)	Z	Z TOT	€
D014 001	D014 019	100	22÷40	30+2KN	3+3	12	
D014 002	D014 020	120	22÷40	30+2KN	3+3	12	
D014 003	D014 021	150	22÷40	30+2KN	3+3	12	
D014 004	D014 022	100	22÷40	30+2KN	4+4	16	
D014 005	D014 023	120	22÷40	30+2KN	4+4	16	
D014 006	D014 024	150	22÷40	30+2KN	4+4	16	
D014 007	D014 025	200	22÷40	40+2KN	4+4	16	
D014 008	D014 026	200	35÷55	40+2KN	4+4	16	
D014 009	D014 027	150	22÷40	30+2KN	5+5	20	
D014 010	D014 028	200	22÷40	40+2KN	5+5	20	
D014 011	D014 029	200	30÷58	40+2KN	5+5	20	
D014 012	D014 030	200	35÷68	40+2KN	5+5	30	
D014 013	D014 031	200	22÷40	40+2KN	6+6	24	
D014 014	D014 032	200	30÷58	40+2KN	6+6	24	
D014 015	D014 033	200	35÷68	40+2KN	6+6	36	
D014 016	D014 034	220	22÷40	40+2KN	8+8	32	
D014 017	D014 035	220	30÷58	40+2KN	8+8	32	
D014 018	D014 036	220	35÷68	40+2KN	8+8	48	

Adjustable jointing cutter-heads 30° H4

Code RH	Code LH	D (mm)	B (mm)	d (mm)	Z	Z TOT	€
D014 037	D014 055	100	22÷40	30+2KN	3+3	12	
D014 038	D014 056	120	22÷40	30+2KN	3+3	12	
D014 039	D014 057	150	22÷40	30+2KN	3+3	12	
D014 040	D014 058	100	22÷40	30+2KN	4+4	16	
D014 041	D014 059	120	22÷40	30+2KN	4+4	16	
D014 042	D014 060	150	22÷40	30+2KN	4+4	16	
D014 043	D014 061	200	22÷40	40+2KN	4+4	16	
D014 044	D014 062	200	35÷55	40+2KN	4+4	16	
D014 045	D014 063	150	22÷40	30+2KN	5+5	20	
D014 046	D014 064	200	22÷40	40+2KN	5+5	20	
D014 047	D014 065	200	30÷58	40+2KN	5+5	20	
D014 048	D014 066	200	35÷68	40+2KN	5+5	30	
D014 049	D014 067	200	22÷40	40+2KN	6+6	24	
D014 050	D014 068	200	30÷58	40+2KN	6+6	24	
D014 051	D014 069	200	35÷68	40+2KN	6+6	36	
D014 052	D014 070	220	22÷40	40+2KN	8+8	32	
D014 053	D014 071	220	30÷58	40+2KN	8+8	32	
D014 054	D014 072	220	35÷68	40+2KN	8+8	48	

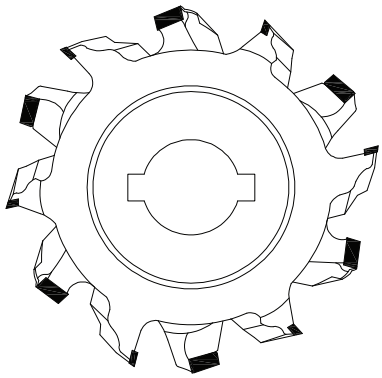

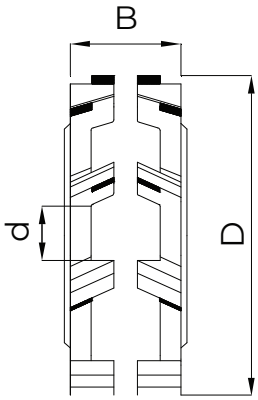

BANER TOOLS

Adjustable jointing cutter-heads DP 45°

Frese a rettificare regolabili DP 45°

Verstellbare Fügefräser DP 45°

D015



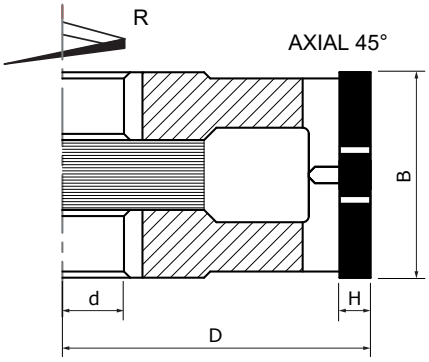

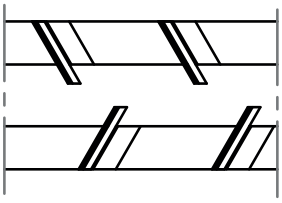

Applications:
Used for sizing and jointing chipboards, MDF, HDF, plywood boards panels, with or without veneers, melamine, Alucobond, Trespa (HPL).

Machine:
Squaring, edge banding.

Design:
ALU body, alternate shear cut angle, 30°, 45°, 55° right/left-hand rotation, excellent finishing, anti-chipping and low noisiness.

Tooth (DP):
Tip height H 4 mm, H 6 mm.

Applicazioni:
Utilizzate per la finitura di pannelli truciolare, MDF, HDF, HPL, multistrati, rivestiti e non, laminati plastici, Alucobond, Trespa (HPL).

Macchine:
Squadratrici, bordatrici.

Design:
Corpo in ALU, angolo assiale alternato 30°, 45°, 55° rotazione destra/sinistra, ottima finitura, antischeggia e bassa rumorosità.

Dente (DP):
Altezza dente H 4 mm, H 6 mm.

Anwendung:
Zum Formatieren und Fügen von Spanplatte, MDF, HDF, Sperrholzplatten Paneele, mit oder ohne furnier, Kunststofflaminate, Alucobond, Trespa (HPL).

Maschine:
Quadrieren, Kantenanleim.

Ausführung:
Tragkörper aus Alu, Mit wechselseitigem Achswinkel, 30°, 45°, 55° Rechtslauf/Linkslauf optimale Verarbeitung, Antiabplatzleistung, Geräuscharm.

Zahn (DP):
Bestückthöhe H 4, H 6 mm.

Adjustable jointing cutter-heads 45° H6

Code RH	Code LH	D (mm)	B (mm)	d (mm)	Z	Z TOT	€
D015 001	D015 018	100	22/40	30+2KN	3+3	16	
D015 002	D015 019	120	22/40	30+2KN	3+3	16	
D015 003	D015 020	150	22/40	30+2KN	3+3	16	
D015 004	D015 021	100	22/40	30+2KN	4+4	16	
D015 005	D015 022	120	22/40	30+2KN	4+4	16	
D015 006	D015 023	150	22/40	30+2KN	4+4	16	
D015 007	D015 024	200	22/40	40+2KN	4+4	16	
D015 008	D015 025	200	30/58	40+2KN	4+4	24	
D015 009	D015 026	150	22/40	30+2KN	5+5	20	
D015 010	D015 027	200	22/40	40+2KN	5+5	20	
D015 011	D015 028	200	30/58	40+2KN	5+5	30	
D015 012	D015 029	200	22/40	40+2KN	6+6	24	
D015 013	D015 030	200	30/58	40+2KN	6+6	36	
D015 014	D015 031	200	35/68	40+2KN	6+6	64	
D015 015	D015 032	220	22/40	40+2KN	8+8	32	
D015 016	D015 033	220	30/58	40+2KN	8+8	48	
D015 017	D015 034	220	35/68	40+2KN	8+8	64	

Adjustable jointing cutter-heads 45° H4

Code RH	Code LH	D (mm)	B (mm)	d (mm)	Z	Z TOT	€
D015 035	D015 052	100	22/40	30+2KN	3+3	16	
D015 036	D015 053	120	22/40	30+2KN	3+3	16	
D015 037	D015 054	150	22/40	30+2KN	3+3	16	
D015 038	D015 055	100	22/40	30+2KN	4+4	16	
D015 039	D015 056	120	22/40	30+2KN	4+4	16	
D015 040	D015 057	150	22/40	30+2KN	4+4	16	
D015 041	D015 058	200	22/40	40+2KN	4+4	16	
D015 042	D015 059	200	30/58	40+2KN	4+4	24	
D015 043	D015 060	150	22/40	30+2KN	5+5	20	
D015 044	D015 061	200	22/40	40+2KN	5+5	20	
D015 045	D015 062	200	30/58	40+2KN	5+5	30	
D015 046	D015 063	200	22/40	40+2KN	6+6	24	
D015 047	D015 064	200	30/58	40+2KN	6+6	36	
D015 048	D015 065	200	35/68	40+2KN	6+6	64	
D015 049	D015 066	220	22/40	40+2KN	8+8	32	
D015 050	D015 067	220	30/58	40+2KN	8+8	48	
D015 051	D015 068	220	35/68	40+2KN	8+8	64	

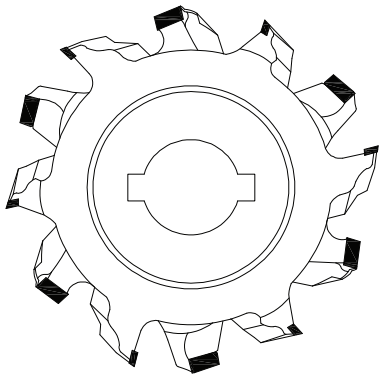

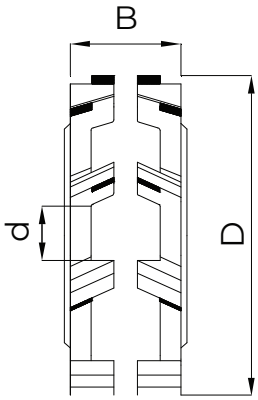

BANER TOOLS

Concave half-roundings cutter-head DP

Fresa a raggiare mezzo tondo concavo DP

Radiusfräser für Halbrundungen Konkaven DP

D016



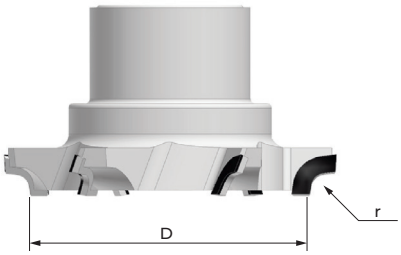

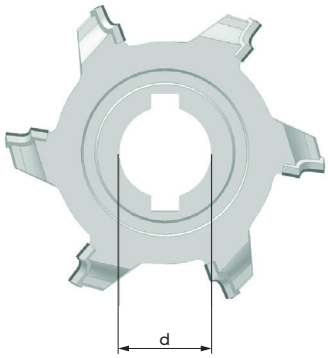

Code RH	Code LH	D (mm)	d (mm)	r	Z	€
D016 001	D016 007	20 + 2 CH	60	3	6	
D016 002	D016 008	20 + 2 CH	60	2	6	
D016 003	D016 009	20 + 2 CH	60	1,5	6	
D016 004	D016 010	20 + 2 CH	60	1	6	
D016 005	D016 011	20 + 2 CH	60	25°	6	
D016 006	D016 012	20 + 2 CH	60	45°	6	

Machine:
Edge banding machines.

Application:
For rounding of solid wood, veneer and plastic edge bands.

Macchina:
Bordatrici.

Applicazioni:
Per arrotondare le fasce in legno massiccio, impiallacciature e bordi in plastica.

Maschine:
Kantenanleimmaschinen.

Anwendung:
Zum Abrunden von Massivholzanleimern sowie Furnier- und Kunststoff kanten.

Concave multi-radius cutter-head DP - HSK25R

Fresa multi-raggio concavo DP - HSK25R

Konkaver Fügefräser mit mehreren Radien DP - HSK25R

D017



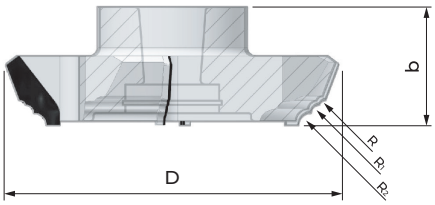



Code RH	Code LH	D (mm)	b (mm)	d (mm)	Z	R	R1	R2	€
D017 001	D017 005	81,1	28	HSK25R	4	3	2		
D017 002	D017 006	81,1	28	HSK25R	6	3	2		
D017 003	D017 007	81,1	28	HSK25R	4	1,5	2	3	
D017 004	D017 008	81,1	28	HSK25R	6	1,5	2	3	

Machine:
Edge banding machines.

Application:
For rounding of solid wood, veneer and plastic edge bands.

Macchina:
Bordatrici.

Applicazioni:
Per arrotondare le fasce in legno massiccio, impiallacciature e bordi in plastica.

Maschine:
Kantenanleimmaschinen.

Anwendung:
Zum Abrunden von Massivholzanleimern sowie Furnier- und Kunststoff kanten.

BANER TOOLS

D 3

Shank Cutters · Frese con Gambo · Shaftfräser

D018 pag. 56

- Set of profiled shank cutter-heads DP A
- Gruppi di frese con gambo sagomate DP A
- Profilierte Kombifräsersätze mit Schaft DP A

D019 pag. 58

- Set of profiled shank cutter-heads DP B
- Gruppi di frese con gambo sagomate DP B
- Profilierte Kombifräsersätze mit Schaft DP B

D020 pag. 60

- Set of profiled shank cutter-heads DP C
- Gruppi di frese con gambo sagomate DP C
- Profilierte Kombifräsersätze mit Schaft DP C

D021 pag. 62

- Shank cutter-head for planing and rebating DP
- Fresa con gambo per spianare DP
- Schaftfräser Zum Falzen und Abflachen DP

D022 pag. 63

- Shank cutter-head for Folding DP
- Fresa con gambo per Folding DP
- Schaftfräser Zum Folding DP

D023 pag. 64

- Shank cutter-head for jointing DP - PLUS
- Frese con gambo per rettificare DP - PLUS
- Schaft Fügefräser DP - PLUS

D024 pag. 65

- Shank cutter-head for aluminium seatings DP
- Fresa con gambo per sedi di alluminio DP
- Schaft Fügefräser für Aluminium-Sitze DP

D025 pag. 66

- Hinge boring bit DP
- Punta per cerniera DP
- Zylinderkopfbohrer für Scharniere DP

D026 pag. 67

- Through-hole drill bit DP
- Punta per fori passanti DP
- Durchgangslochbohrer DP

D027 pag. 68

- Blind hole boring bit DP
- Punta per fori ciechi DP
- Dübellochbohrer für Scacklöchern DP

D028 pag. 69

- Shank straight cutter DP - Z1/Z2
- Fresa con gambo tagliente dritto DP - Z1/Z2
- Schaftfräser gerade DP - Z1/Z2

D029 pag. 70

- Shank spiral cutter DP - Z1
- Fresa con gambo ad elica DP - Z1
- Schaft-Spiralfräser DP - Z1

D030 pag. 71

- Shank spiral cutter DP - Z2
- Fresa con gambo ad elica DP - Z2
- Schaft-Spiralfräser DP - Z2

D031 pag. 72

- Shank spiral cutter DP - Z2 PLUS
- Fresa con gambo ad elica DP - Z2 PLUS
- Schaft-Spiralfräser DP - Z2 PLUS

D032 pag. 73

- Shank spiral cutter DP - Z3
- Fresa con gambo ad elica DP - Z3
- Schaft-Spiralfräser DP - Z3

D033 pag. 74

- Shank spiral cutter DP - Z3 PLUS
- Fresa con gambo ad elica DP - Z3 PLUS
- Schaft-Spiralfräser DP - Z3 PLUS

D034 pag. 75

- Shank spiral cutter DP - Z2 Axial 45°
- Fresa con gambo ad elica DP - Axial 45°
- Schaft-Spiralfräser DP - Z2 Axial 45°

D035 pag. 76

- Shank spiral cutter for Nesting DP - Z3
- Fresa con gambo ad elica per Nesting DP - Z3
- Schaft-Spiralfräser für Nesting DP - Z3

D036 pag. 77

- Shank spiral cutter for Nesting DP - Z2
- Fresa con gambo ad elica per Nesting DP - Z2
- Schaft-Spiralfräser für Nesting DP - Z2

D037 pag. 78

- Shank spiral cutter with dual rotation DP
- Fresa con gambo ad elica con doppia rotazione DP
- Schaft-Spiralfräser mit doppelter Drehung DP

Vf Diagram, Diagramma Vf, Vf Schaubild

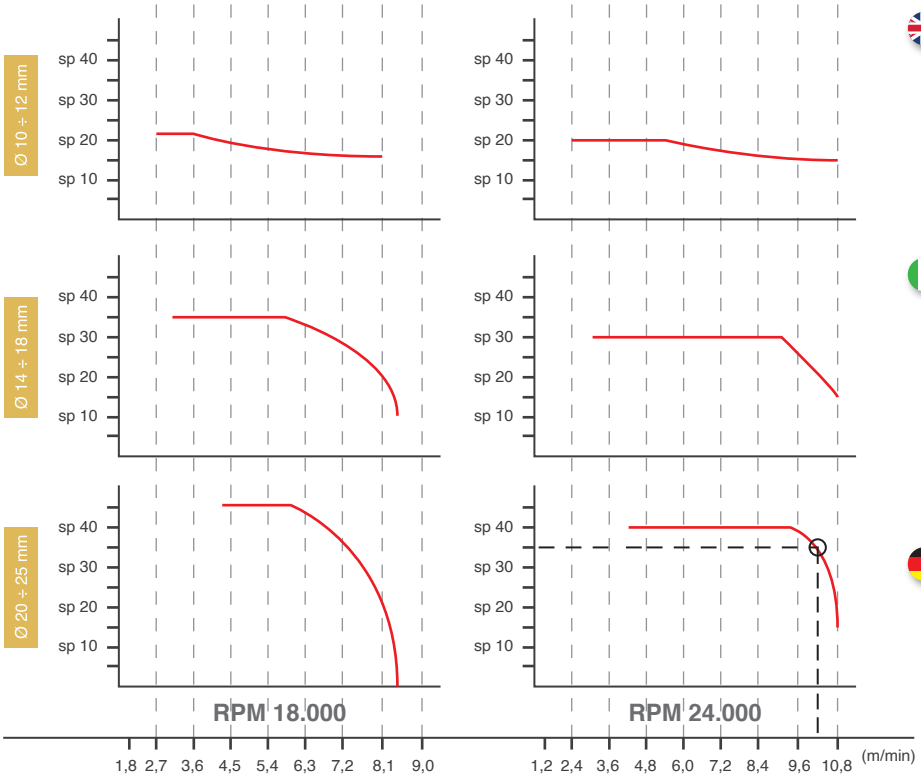

Example
HP high performance router bit Ø 25 on a 30 mm panel.
RPM 24.000 Feed 10m/min*
actual teeth = 2 = 10x2 = 20 m/min.
Values are to be multiplied by the number of effective cutting edges.

Esempio
Punta HP high performance Ø 25 su pannello da 30 mm.
RPM 24.000 avanzamento 10m/min*
denti effettivi = 2 = 10x2 = 20 m/min.
Valori da moltiplicare per il numero di taglienti effettivi.

Ablesebeispiel
Schaftfraser high performance Ø 25 auf Platten von 30 mm.
RPM 24.000 Vorschub 10m/min*
Zahne = 2 = 10x2 = 20m/min.
Größe zum Multiplizieren zum Zahl der Schneiden.

Max loadless rotations

Ø	n max	
10 ÷ 25	24.000	PL 25 - PL 40 - Top - Flat router bits - Punta piana - Schaftfräser mit durchgehenden Schneiden HP - HPS
18 ÷ 25	18.000	- Two-way rotation router bits - Punte a doppio senso di rotazione - Schaftfräser rechts/linnks Kombination

Giri Max a vuoto

Max Drehzahl (n max)

Ø	n max	
5 ÷ 10	9.000	- Boring bits - Punte foratrici - Dübelbohrer
15 ÷ 40	7.000	- Hinge boring bits - Punte cerniere - Zylinderkopfbohrer

Machining, Lavorazione, Bearbeitungsart



- Drill, mill
- Forare, fresare
- Bohren, fräsen

- Profile
- Contornare
- Fügen

Set of profiled shank cutter-heads DP A

Gruppi di frese con gambo sagomate DP A

Profilierte Kombifräsersätze mit Schaft DP A

D018

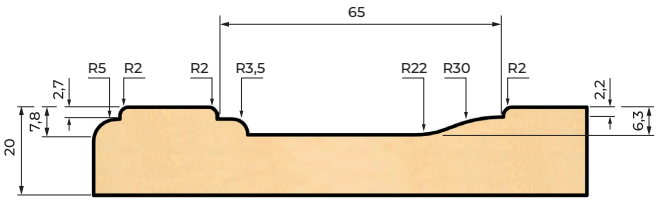

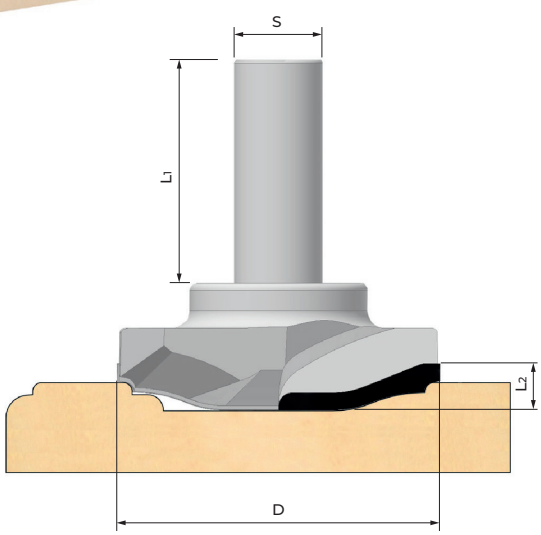

D018 001

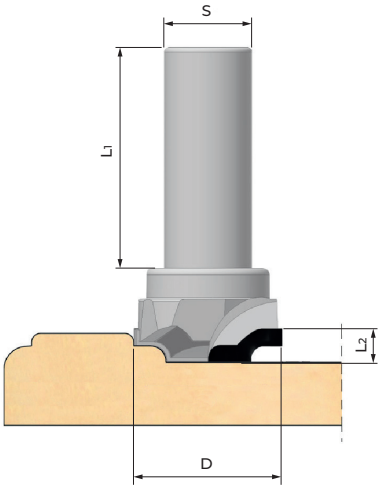

D018 002

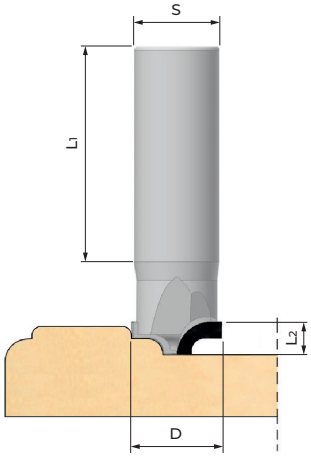

D018 003

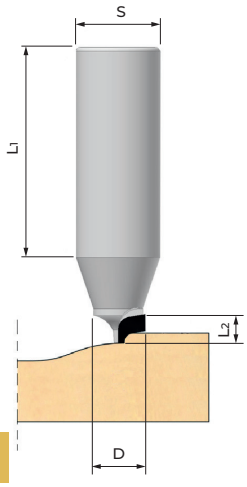

D018 004

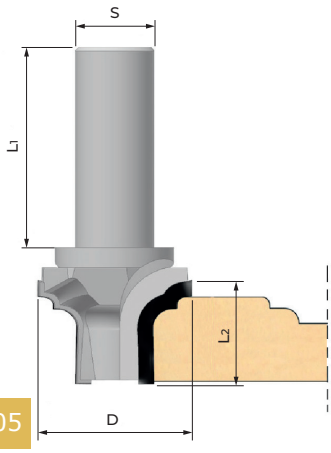

D018 005

Machine:
CNC

Application:
For profiling kitchen cabinets, furnitures doors panels of MDF and hard wood.

Advantages:
High speed, excellent finishing, low noisiness.

Macchina:
CNC

Applicazioni
Per la pantografatura di antine per mobili e pannelli di porte di legni duri e MDF.

Vantaggi:
Alta velocità, finitura eccellente, bassa rumorosità.

Maschine:
CNC

Anwendung:
für Gravier-Fräsmaschinen für Möbeltüren und Türpaneelen, geeignet zur Bearbeitung auf Hartholz und M.D.F.

Vorteile:
Hohe Geschwindigkeit, optimale Verarbeitung, niedrige Geräuschentwicklung.

Code	D (mm)	L_2 (mm)	S (mm)	L_1 (mm)	Z	€
D018 001	72,5	11	20	28	2	
D018 002	32,5	8,8	20	28	2	
D018 003	20	8,8	20	28	2	
D018 004	13	7	20	28	1	
D018 005	40	26,5	20	28	2	

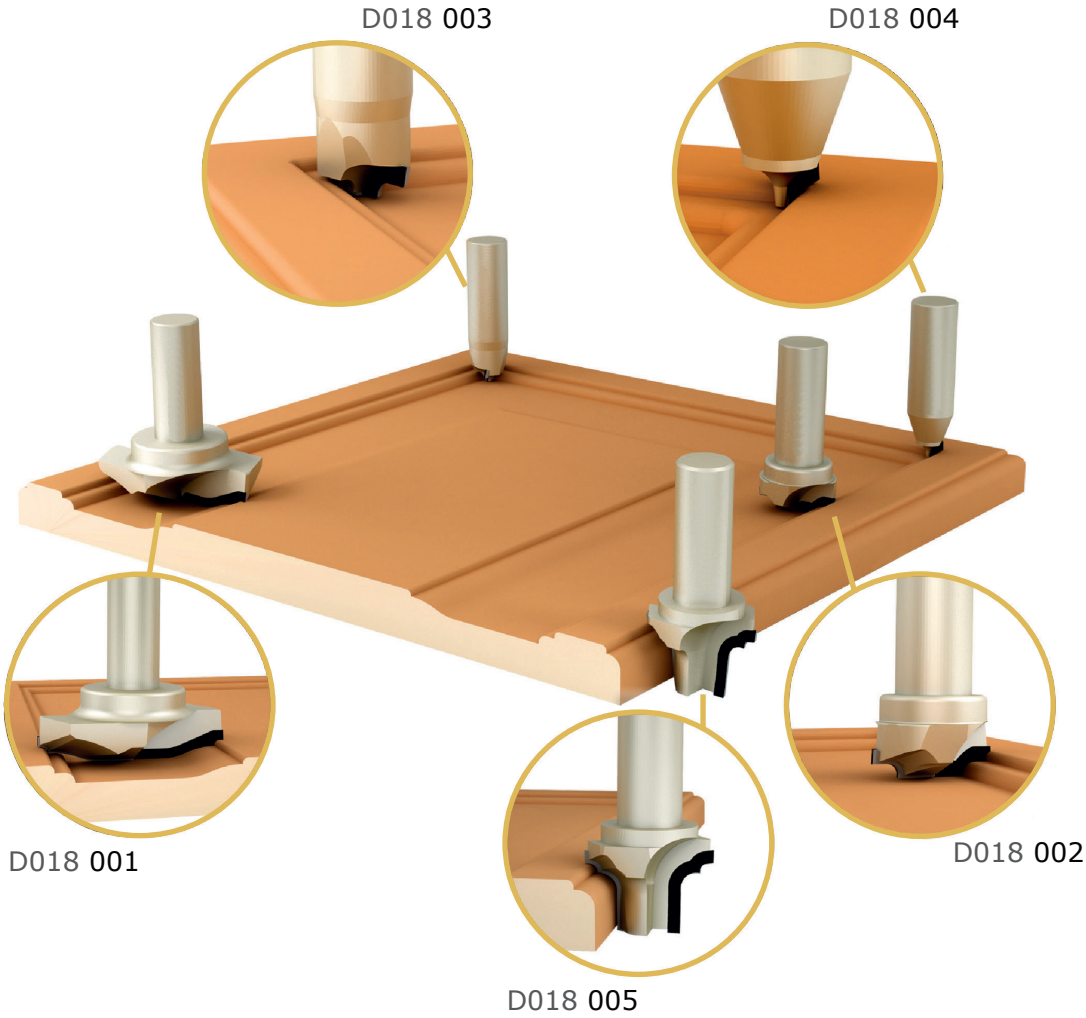

BANER TOOLS

Set of profiled shank cutter-heads DP B

Gruppi di frese con gambo sagomate DP B

Profilierte Kombifräsersätze mit Schaft DP B

D019

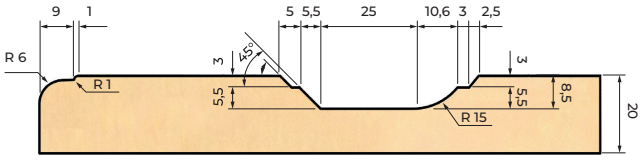

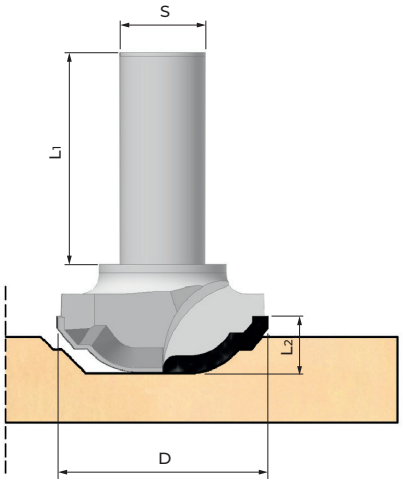

D019 001

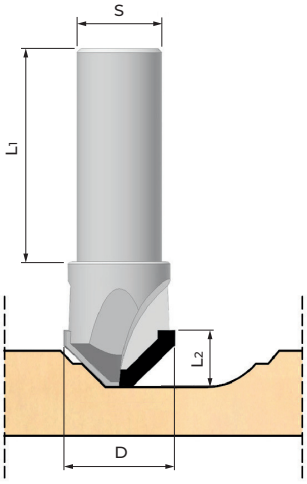

D019 002

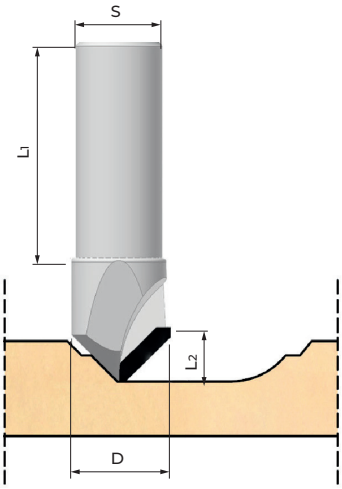

D019 003

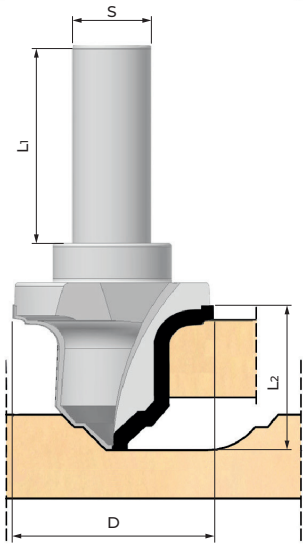

D019 004

Machine:
CNC

Application:
For profiling kitchen cabinets, furnitures doors panels of MDF and hard wood.

Advantages:
High speed, excellent finishing, low noisiness.

Macchina:
CNC

Applicazioni
Per la pantografatura di antine per mobili e pannelli di porte di legni duri e MDF.

Vantaggi:
Alta velocità, finitura eccellente, bassa rumorosità.

Maschine:
CNC

Anwendung:
für Gravier-Fräsmaschinen für Möbeltüren und Türpaneelen, geeignet zur Bearbeitung auf Hartholz und M.D.F.

Vorteile:
Hohe Geschwindigkeit, optimale Verarbeitung, niedrige Geräuschentwicklung.

Code	D (mm)	L_2 (mm)	S (mm)	L_1 (mm)	Z	€
D019 001	50	13,5	20	50	2	
D019 002	24	13,5	20	50	2	
D019 003	24	13,5	20	50	1	
D019 004	53	37	20	50	2	

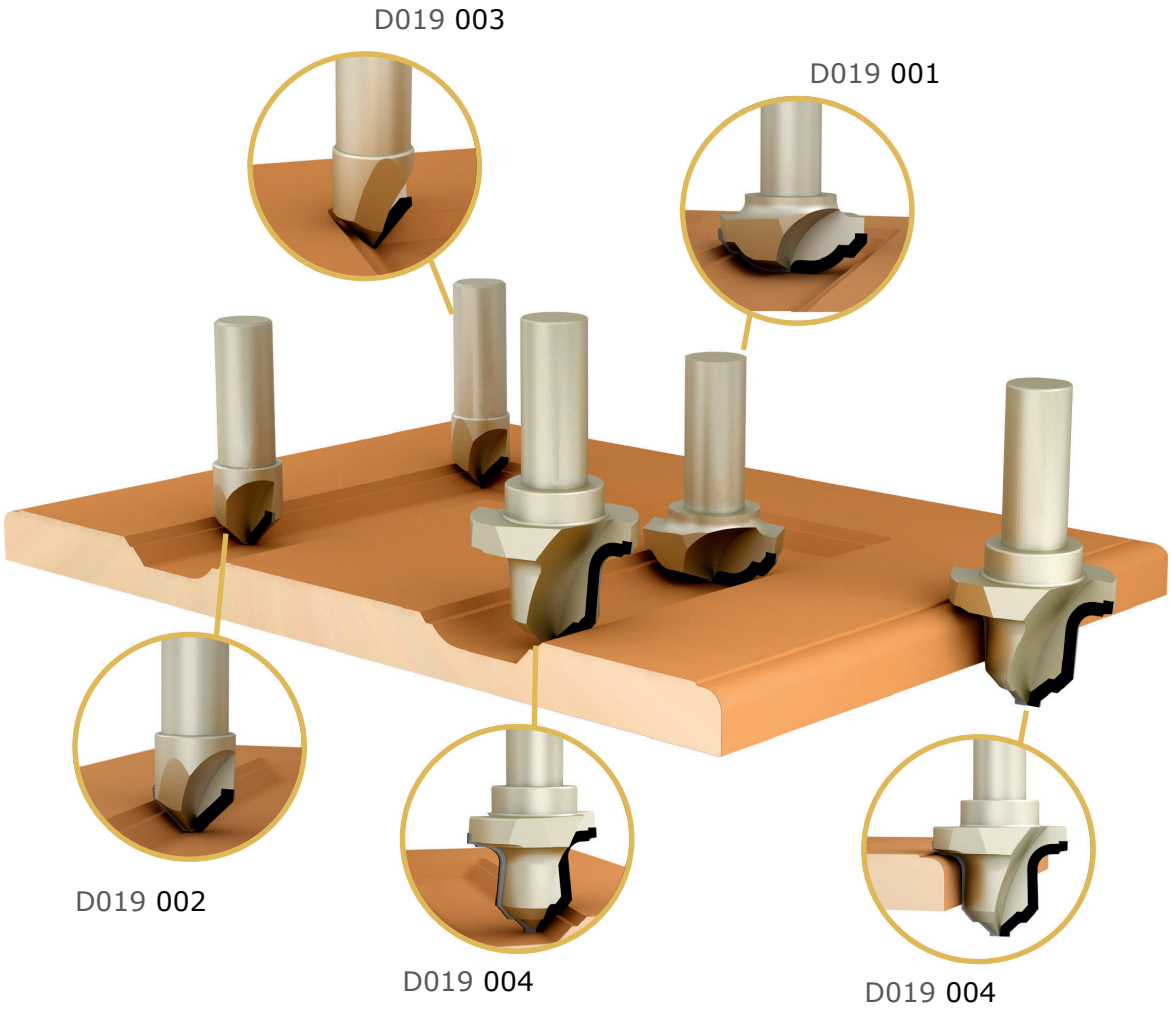

Set of profiled shank cutter-heads DP C

Gruppi di frese con gambo sagomate DP C

Profilierte Kombifräsersätze mit Schaft DP C

D020



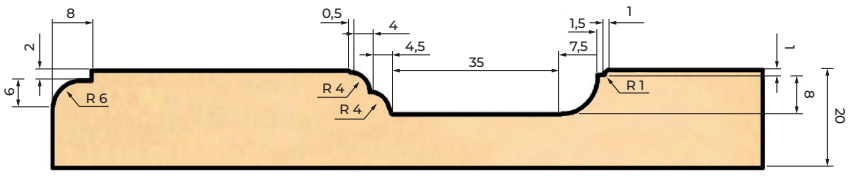

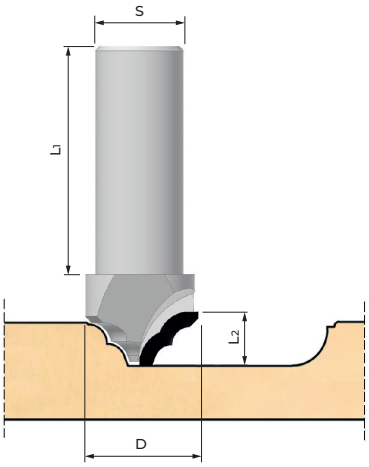

D020 001

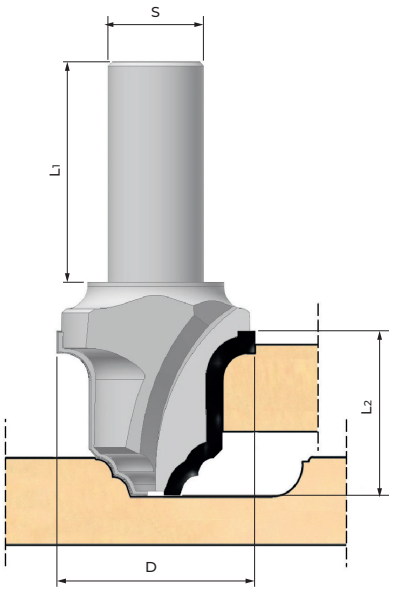

D020 002

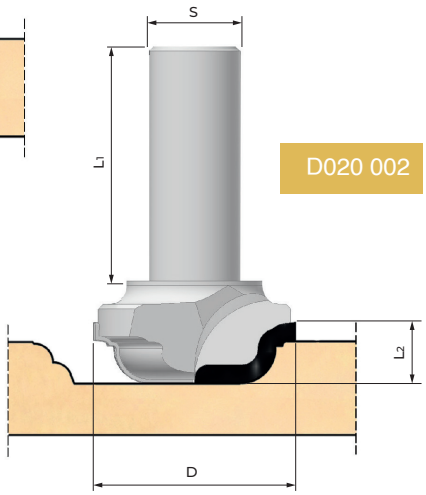

D020 003

Machine:
CNC

Application:
For profiling kitchen cabinets, furnitures doors panels of MDF and hard wood.

Advantages:
High speed, excellent finishing, low noisiness.

Macchina:
CNC

Applicazioni:
Per la pantografatura di antine per mobili e pannelli di porte di legni duri e MDF.

Vantaggi:
Alta velocità, finitura eccellente, bassa rumorosità.

Maschine:
CNC

Anwendung:
für Gravier-Fräsmaschinen für Möbeltüren und Türpaneelen, geeignet zur Bearbeitung auf Hartholz und M.D.F.

Vorteile:
Hohe Geschwindigkeit, optimale Verarbeitung, niedrige Geräuschentwicklung.

Code	D (mm)	L_2 (mm)	S (mm)	L_1 (mm)	Z	€
D020 001	27	12	20	50	1	
D020 002	49	37	20	50	2	
D020 003	45	13	20	50	2	

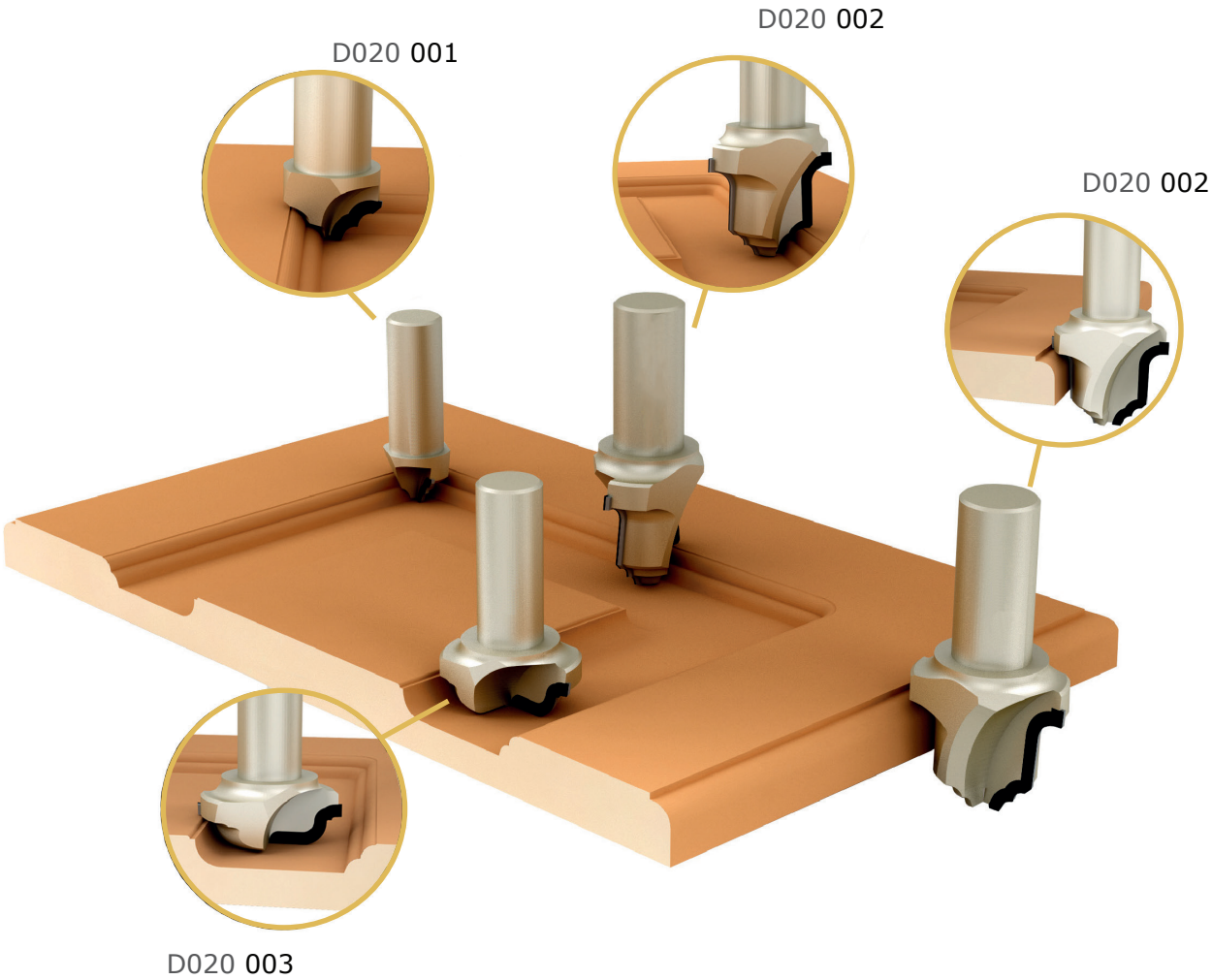

BANER TOOLS

Shank cutter-head for planing and rebating DP

Fresa con gambo per spianare DP

Schaftfräser Zum Falzen und Abflachen DP

D021

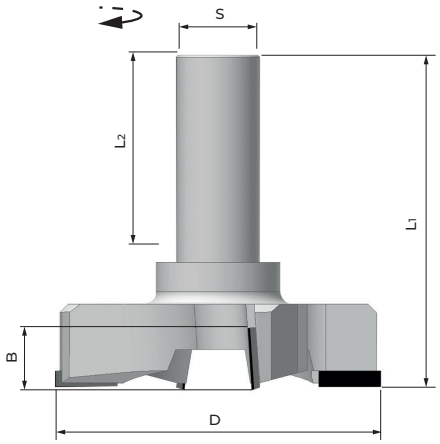

Code	D (mm)	B (mm)	L1 (mm)	S (mm)	L2 (mm)	Z	€
D021 001	40	15	75	20	75	2 + 2	
D021 002	60	15	75	20	75	2 + 2	
D021 003	80	15	75	20	75	2 + 2	

Machine:
CNC

Application:
For planing, rabbeting and panel raising in wood-based panels.

Macchina:
CNC

Applicazioni:
Per la piallatura, battuta, e piattabanda di panelli a base di legno.

Maschine:
CNC

Einsatzbereich:
Zum Planfräsen, Fälzen und Abplatten von Holzwerkstoff en.

Shank cutter-head for Folding DP

Fresa con gambo per Folding DP

Schaftfräser Zum Folding DP

D022

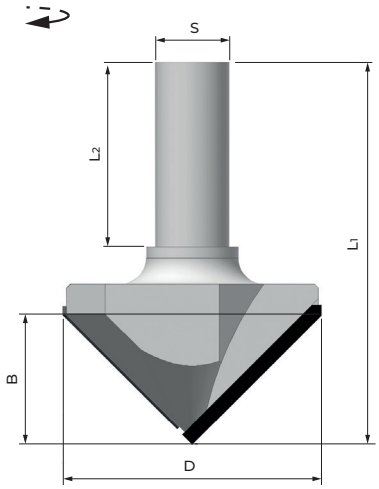

Code RH	D (mm)	B (mm)	L_1 (mm)	S (mm)	L_2 (mm)	Z	€
D022 001	48	24	90	20	50	1+1	
D022 002	65	32,5	95	20	50	1+1	

Machine:
CNC

Application:
For the realization of particular types of folding in wood-based panels for the processing of chipboard panels, coated with PVC and CTC.

Macchina:
CNC

Applicazioni:
Per la realizzazione di particolari tipi di piegatura (folding) per lavorazioni di pannelli truciolari, rivestiti in PVC e CTC.

Maschine:
CNC

Einsatzbereich:
Zur Realisierung bestimmter Biegungen für die Spanplatten-bearbeitung, beschichtet mit PVC und CTC.

BANER TOOLS

Shank cutter-head for jointing DP - PLUS

Frese con gambo per rettificare DP - PLUS

Schaft Fügefräser DP - PLUS

D023

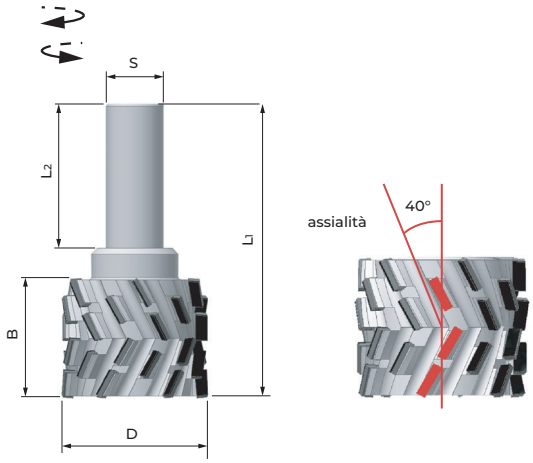

Code RH	Code LH	D (mm)	B (mm)	L2 (mm)	L1 (mm)	Z (tips)	€
D023 001	D023 013	50	23	50	83	4+4(12)	
D023 002	D023 014	50	23	55	88	4+4(12)	
D023 003	D023 015	50	28	50	93	4+4(16)	
D023 004	D023 016	50	28	55	93	4+4(16)	
D023 005	D023 017	50	38	50	98	4+4(24)	
D023 006	D023 018	50	38	55	103	4+4(24)	
D023 007	D023 019	50	45	98	103	4+4(28)	
D023 008	D023 020	50	45	103	103	4+4(28)	
D023 009	D023 021	50	50	98	103	4+4(32)	
D023 010	D023 022	50	50	103	103	4+4(32)	
D023 011	D023 023	50	55	98	103	4+4(32)	
D023 012	D023 024	50	55	103	103	4+4(32)	

Machine:
CNC

Application:
For sizing cuts in raw, melamine, paper, HPL-laminated, foiled and veneered panels.

Advantages:
High-performance tool for finish cuts.
Z4+4 (up to 35m/min)

Macchina:
CNC

Applicazioni:
Per la scontornatura di pannelli in Truciolare e MDF grezzi o nobilitati, multistrati, HPL.

Vantaggi:
Eccellente per finitura.
Z4+4 (fino a 35m/min)

Maschine:
CNC

Einsatzbereich:
Für Formatschnitte in rohen, melaminharz- und papierbeschichteten, HPL-belegten und furnierten Holzwerkstoffen.

Vorteile:
Hochleistungswerkzeug für Fertigschnitte.
Z4+4 (bis zu 35m/min)

Shank cutter-head for aluminium seatings DP

Fresa con gambo per sedi di alluminio DP

Schaft Fügefräser für Aluminium-Sitze DP

D024

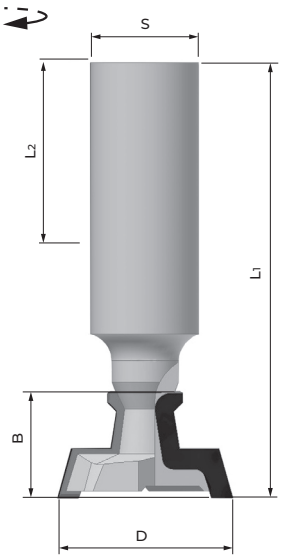

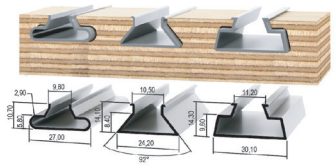

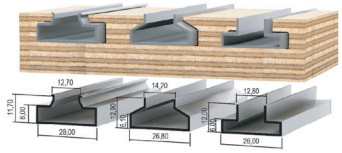

Code	D (mm)	B (mm)	L1 (mm)	S (mm)	L2 (mm)	Z	€
D024 001	27,9	15,2	75	20	50	2	
D024 002	27,3	16	75	20	50	2	
D024 003	29	15,2	75	20	50	2	
D024 004	28	13,7	75	20	50	2	
D024 005	25,9	17	75	20	50	2	
D024 006	32,7	16,8	75	20	50	2	

Machine:
CNC

Application:
Suitable for carrying out aluminium profiles grooving on chipboard panels, surfaced, M.D.F.

Advantages:
Excellent upper finishing of the panel, low noisiness.

Macchina:
CNC

Applicazioni:
Adatta per eseguire scanalature di profili in alluminio su pannelli truciolari, nobilitati, MDF.

Vantaggi:
Ottima finitura superiore del pannello, bassa rumorosità.

Maschine:
CNC

Einsatzbereich:
Geeignet für Profilauskehlungen in Alluminium bei veredelten Holzspanplatten, MDF.

Vorteile:
Optimale Verarbeitung auf der oberen Paneele, niedrige Geräuschentwicklung.

BANER TOOLS

Hinge boring bit DP

Punta per cerniera DP

Zylinderkopfbohrer für Scharniere DP

D025

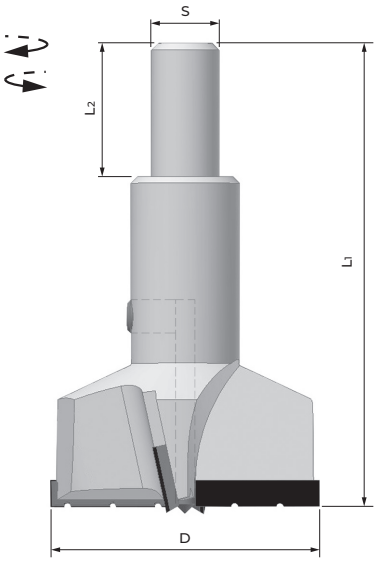

Code RH	Code LH	D (mm)	L_1 (mm)	S (mm)	L_2 (mm)	Z	H (mm)	Axial	€
D025 001	D025 027	14	57,5	10	20	2 + 2	4	40°	
D025 002	D025 028	15	57,5	10	20	2 + 2	4	40°	
D025 003	D025 029	16	57,5	10	20	2 + 2	4	40°	
D025 004	D025 030	18	57,5	10	20	2 + 2	4	40°	
D025 005	D025 031	20	57,5	10	20	2 + 2	4	40°	
D025 006	D025 032	22	57,5	10	20	2 + 2	4	40°	
D025 007	D025 033	24	57,5	10	20	2 + 2	4	40°	
D025 008	D025 034	25	57,5	10	20	2 + 2	4	40°	
D025 009	D025 035	26	57,5	10	20	2 + 2	4	40°	
D025 010	D025 036	28	57,5	10	20	2 + 2	4	40°	
D025 011	D025 037	30	57,5	10	20	2 + 2	4	40°	
D025 012	D025 038	32	57,5	10	20	2 + 2	4	40°	
D025 013	D025 039	35	57,5	10	20	2 + 2	4	40°	
D025 014	D025 040	14	70	10	20	2 + 2	4	40°	
D025 015	D025 041	15	70	10	20	2 + 2	4	40°	
D025 016	D025 042	16	70	10	20	2 + 2	4	40°	
D025 017	D025 043	18	70	10	20	2 + 2	4	40°	
D025 018	D025 044	20	70	10	20	2 + 2	4	40°	
D025 019	D025 045	22	70	10	20	2 + 2	4	40°	
D025 020	D025 046	24	70	10	20	2 + 2	4	40°	
D025 021	D025 047	25	70	10	20	2 + 2	4	40°	
D025 022	D025 048	26	70	10	20	2 + 2	4	40°	
D025 023	D025 049	28	70	10	20	2 + 2	4	40°	
D025 024	D025 050	30	70	10	20	2 + 2	4	40°	
D025 025	D025 051	32	70	10	20	2 + 2	4	40°	
D025 026	D025 052	35	70	10	20	2 + 2	4	40°	

Machine:
CNC

Application:
Suitable for hinges holes on chipboard panels, coated, laminated, M.D.F.

Advantages:
Excellent finishing.

Macchina:
CNC

Applicazioni
Adatta per fori di cerniere su pannelli truciolari, rivestiti, laminati, M.D.F.

Vantaggi:
Ottima finitura

Maschine:
CNC

Einsatzbereich:
Geeignet für Schanierlöcher auf verkleideten und laminierten Holzspanplatten, M.D.F.

Vorteile:
Optimale Verarbeitung.

Through-hole drill bit DP

Punta per fori passanti DP

Durchgangslochbohrer DP

D026

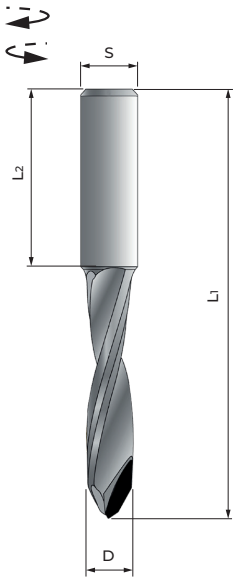

Code RH	Code LH	D (mm)	L1 (mm)	S (mm)	L2 (mm)	Z	H (mm)	€
D026 001	D026 017	5	57,5	10	20	1	4	
D026 002	D026 018	6	57,5	10	20	1	4	
D026 003	D026 019	7	57,5	10	20	2	4	
D026 004	D026 020	8	57,5	10	20	2	4	
D026 005	D026 021	9	57,5	10	20	2	4	
D026 006	D026 022	10	57,5	10	20	2	4	
D026 007	D026 023	11	57,5	10	20	2	4	
D026 008	D026 024	12	57,5	10	20	2	4	
D026 009	D026 025	5	70	10	20	1	4	
D026 010	D026 026	6	70	10	20	1	4	
D026 011	D026 027	7	70	10	20	2	4	
D026 012	D026 028	8	70	10	20	2	4	
D026 013	D026 029	9	70	10	20	2	4	
D026 014	D026 030	10	70	10	20	2	4	
D026 015	D026 031	11	70	10	20	0°	4	
D026 016	D026 032	12	70	10	20	0°	4	

Machine:
CNC

Application:
Suitable for through holes on chipboard panels, coated, laminated, M.D.F.

Macchina:
CNC

Applicazioni:
Adatta per eseguire fori passanti su pannelli truciolari, nobilitati, rivestiti, laminati, M.D.F.

Maschine:
CNC

Einsatzbereich:
Geeignet für Durchlochung auf verkleideten, laminierten und veredelten Holzspanplatten, M.D.F.

BANER TOOLS

Blind hole boring bit DP

Punta per fori ciechi DP

Dübellochbohrer für Scacklöchern DP

D027

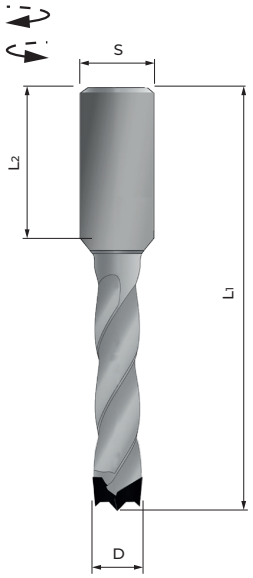

Code RH	Code LH	D (mm)	L1 (mm)	S (mm)	L2 (mm)	Z	H (mm)	€
D027 001	D027 017	5	57,5	10	20	2	4	
D027 002	D027 018	6	57,5	10	20	2	4	
D027 003	D027 019	7	57,5	10	20	2	4	
D027 004	D027 020	8	57,5	10	20	2	4	
D027 005	D027 021	9	57,5	10	20	2	4	
D027 006	D027 022	10	57,5	10	20	2	4	
D027 007	D027 023	11	57,5	10	20	2	4	
D027 008	D027 024	12	57,5	10	20	2	4	
D027 009	D027 025	5	70	10	30	2	4	
D027 010	D027 026	6	70	10	30	2	4	
D027 011	D027 027	7	70	10	30	2	4	
D027 012	D027 028	8	70	10	30	2	4	
D027 013	D027 029	9	70	10	30	2	4	
D027 014	D027 030	10	70	10	30	2	4	
D027 015	D027 031	11	70	10	30	2	4	
D027 016	D027 032	12	70	10	30	2	4	

Machine:
CNC

Application:
Suitable for blind holes on chipboard panels, coated, laminated, M.D.F.

Macchina:
CNC

Applicazioni:
Adatta per eseguire fori ciechi su pannelli truciolari, nobilitati, rivestiti, laminati,
M.D.F.

Maschine:
CNC

Einsatzbereich:
Geeignet für Sackloch auf verkleideten, veredelten und laminierten Holzspanplatten, M.D.F.

Shank straight cutter DP - Z1/Z2

Fresa con gambo tagliente dritto DP - Z1/Z2

Schaftfräser gerade DP - Z1/Z2

D028

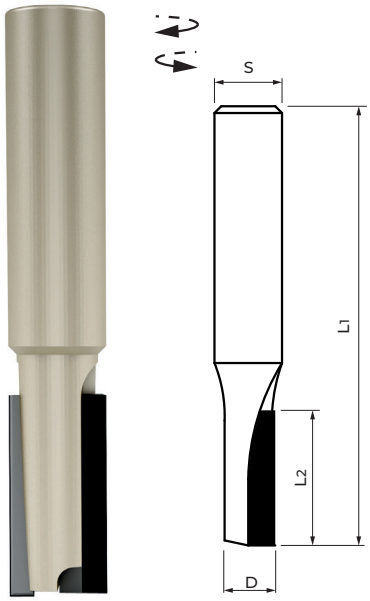

DP HW

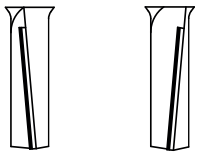

NEG. POS.

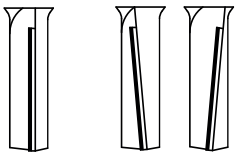

0° NEG./POS.

Code RH	Code LH	D (mm)	L2 (mm)	S (mm)	L1 (mm)	Axial	Z	€
D028 001	D028 018	5	10	6X40	60	NEGATIVE	1	
D028 002	D028 019	6	12	6X40	62	NEGATIVE	1	
D028 003	D028 020	8	12	8X40	62	NEGATIVE	1	
D028 004	D028 021	8	15	8X40	65	NEGATIVE	1	
D028 005	D028 022	10	15	10X40	65	NEGATIVE	1	
D028 006	D028 023	10	20	10X40	70	NEGATIVE	1	
D028 007	D028 024	12	20	12X40	70	NEGATIVE	1	
D028 008	D028 025	8	12	8X40	62	POSITIVE	1	
D028 009	D028 026	8	15	8X40	65	POSITIVE	1	
D028 010	D028 027	10	15	10X40	65	POSITIVE	1	
D028 011	D028 028	10	20	10X40	70	POSITIVE	1	
D028 012	D028 029	12	20	12X40	70	POSITIVE	1	
D028 013	D028 030	8	12	8X40	62	0°	1	
D028 014	D028 031	8	15	8X40	65	0°	1	
D028 015	D028 032	10	15	10X40	65	0°	1	
D028 016	D028 033	10	20	10X40	70	0°	1	
D028 017	D028 034	12	20	12X40	70	0°	1	

Code RH	Code LH	D (mm)	L2 (mm)	S (mm)	L1 (mm)	Axial	Z	€
D028 035	D028 055	8	12	8X40	62	NEGATIVE	2	
D028 036	D028 056	8	15	8X40	65	NEGATIVE	2	
D028 037	D028 057	10	15	10X40	65	NEGATIVE	2	
D028 038	D028 058	10	20	10X40	70	NEGATIVE	2	
D028 039	D028 059	12	20	12X40	70	NEGATIVE	2	
D028 040	D028 060	8	12	8X40	62	POSITIVE	2	
D028 041	D028 061	8	15	8X40	65	POSITIVE	2	
D028 042	D028 062	10	15	10X40	65	POSITIVE	2	
D028 043	D028 063	10	20	10X40	70	POSITIVE	2	
D028 044	D028 064	12	20	12X40	70	POSITIVE	2	
D028 045	D028 065	8	12	8X40	62	0°	2	
D028 046	D028 066	8	15	8X40	65	0°	2	
D028 047	D028 067	10	15	10X40	65	0°	2	
D028 048	D028 068	10	20	10X40	70	0°	2	
D028 049	D028 069	12	20	12X40	70	0°	2	
D028 050	D028 070	8	12	8X40	62	POS/NEG	2	
D028 051	D028 071	8	15	8X40	65	POS/NEG	2	
D028 052	D028 072	10	15	10X40	65	POS/NEG	2	
D028 053	D028 073	10	20	10X40	70	POS/NEG	2	
D028 054	D028 074	12	20	12X40	70	POS/NEG	2	

Machine:
CNC

Application:
Suitable for grooving on chipboard panels, coated, laminated, M.D.F.

Macchina:
CNC

Applicazioni:
Adatta per scanalature su pannelli truciolari, nobilitati, rivestiti, laminati, M.D.F.

Maschine:
CNC

Einsatzbereich:
Geeignet für auskehlungen auf verkleideten, veredelten und laminierten Holzspanplatten, M.D.F.

BANER TOOLS

Shank spiral cutter DP - Z1

Fresa con gambo ad elica DP - Z1

Schaft-Spiralfräser DP - Z1

D029

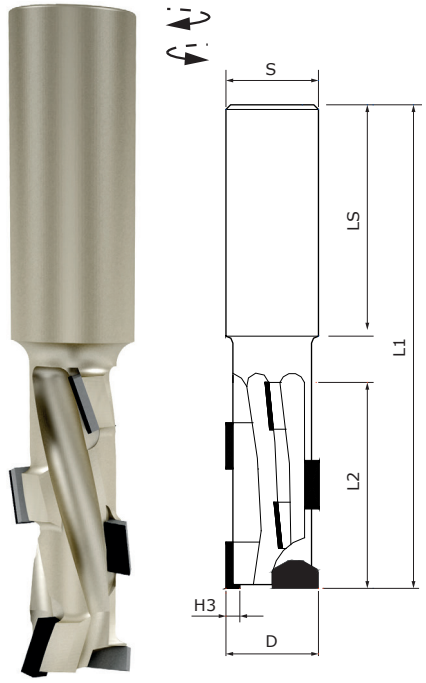

Code RH	Code LH	D (mm)	L2 (mm)	S (mm)	L1 (mm)	Z 1 (tips)	H (mm)	€
D029 001	D029 032	10	27	12X40	75	3	3	
D029 002	D029 033	12	27	12X40	75	3	3	
D029 003	D029 034	12	27	20X50	84	3	3	
D029 004	D029 035	12	27	25X55	98	3	3	
D029 005	D029 036	12	36	12X40	84	4	3	
D029 006	D029 037	16	27	16X50	87	3	3	
D029 007	D029 038	16	36	16X50	95	4	3	
D029 008	D029 039	16	45	16X50	105	5	3	
D029 009	D029 040	16	53	16X50	113	6	3	
D029 010	D029 041	16	27	20X50	87	3	3	
D029 011	D029 042	16	36	20X50	100	4	3	
D029 012	D029 043	16	45	20X50	105	5	3	
D029 013	D029 044	16	53	20X50	113	6	3	
D029 014	D029 045	18	27	20X50	87	3	3	
D029 015	D029 046	18	36	20X50	95	4	3	
D029 016	D029 047	18	45	20X50	105	5	3	
D029 017	D029 048	18	53	20X50	113	6	3	
D029 018	D029 049	18	61	20X50	121	7	3	
D029 019	D029 050	18	70	20X50	130	8	3	
D029 020	D029 051	20	27	20X50	87	3	3	
D029 021	D029 052	20	36	20X50	95	4	3	
D029 022	D029 053	20	45	20X50	105	5	3	
D029 023	D029 054	20	53	20X50	113	6	3	
D029 024	D029 055	20	61	20X50	121	7	3	
D029 025	D029 056	20	70	20X50	130	8	3	
D029 026	D029 057	25	27	25X50	87	3	3	
D029 027	D029 058	25	36	25X50	95	4	3	
D029 028	D029 059	25	45	25X50	105	5	3	
D029 029	D029 060	25	53	25X50	113	6	3	
D029 030	D029 061	25	61	25X50	121	7	3	
D029 031	D029 062	25	70	25X50	130	8	3	

**One drilling tip in HM*



Design:
PCD Shank Cutter Z1+1HM with three helical or straight divisions

Application:
Cut-outs, rabbeting, grooving, jointing in panel materials.
Feed rate up to 6m/min.

Esecuzione:
Punta in PCD Z1+1 HM a tre divisioni ad elica o dritte

Applicazioni:
Per tagli, battute, incastri e smussi nei pannelli.
Avanzamento: 6m/min.

Ausführung:
PCD Schaftfräser Z1+1 HM mit drei richtung unterteilung, helische oder gerade.

Einsatzbereich:
Austrennschnitte, sowie zum Fälzen, Nuten und Fügen in Plattenwerkstoffen
Vorschub: 6m/min.

Shank spiral cutter DP - Z2

Fresa con gambo ad elica DP - Z2

Schaft-Spiralfräser DP - Z2

D030

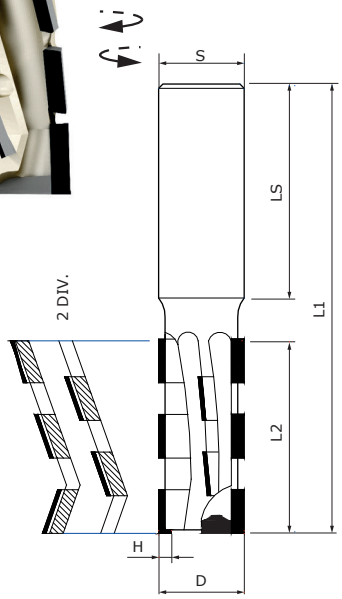



Code RH	Code LH	D (mm)	L2 (mm)	S (mm)	L1 (mm)	Z 2 (tips)	H (mm)	€
D030 001	D030 016	12	27	12X40	75	6	3	
D030 002	D030 017	12	34	12X40	75	8	3	
D030 003	D030 018	16	27	16X50	85	6	3	
D030 004	D030 019	16	36	16X50	87	8	3	
D030 005	D030 020	16	45	16X50	96	10	3	
D030 006	D030 021	16	53	16X50	105	12	3	
D030 007	D030 022	18	36	20X50	113	8	3	
D030 008	D030 023	18	45	20X50	96	10	3	
D030 009	D030 024	18	53	20X50	105	12	3	
D030 010	D030 025	20	27	20X50	113	6	3	
D030 011	D030 026	20	36	20X50	87	8	3	
D030 012	D030 027	20	45	20X50	96	10	3	
D030 013	D030 028	20	53	20X50	105	12	3	
D030 014	D030 029	20	62	20X50	113	14	3	
D030 015	D030 030	20	70	20X50	122	16	3	

**One drilling tip in PCD*

Code RH	Code LH	D (mm)	L2 (mm)	S (mm)	L1 (mm)	Z 2 (tips)	H (mm)	€
D030 031	D030 049	20	27	20X50	87	6	4	
D030 032	D030 050	20	36	20X50	96	8	4	
D030 033	D030 051	20	45	20X50	105	10	4	
D030 034	D030 052	20	53	20X50	113	12	4	
D030 035	D030 053	20	62	20X50	122	14	4	
D030 036	D030 054	20	70	20X50	130	16	4	
D030 037	D030 055	22	27	20X50	87	6	4	
D030 038	D030 056	22	36	20X50	96	8	4	
D030 039	D030 057	22	45	20X50	105	10	4	
D030 040	D030 058	22	53	20X50	113	12	4	
D030 041	D030 059	22	62	20X50	122	14	4	
D030 042	D030 060	22	70	20X50	130	16	4	
D030 043	D030 061	25	27	25X50	87	6	4	
D030 044	D030 062	25	36	25X50	96	8	4	
D030 045	D030 063	25	45	25X50	105	10	4	
D030 046	D030 064	25	53	25X50	113	12	4	
D030 047	D030 065	25	62	25X50	122	14	4	
D030 048	D030 066	25	70	25X50	130	16	4	

**One drilling tip in PCD*

Design:
PCD Shank Cutter Z2 with four helical or straight divisions

Application:
Cut-outs, rabbeting, grooving, jointing in panel materials.
Feed rate up to 10m/min.

Esecuzione:
Punta in PCD Z2 a quattro divisioni ad elica o dritte

Applicazioni:
Per tagli, battute, incastri e smussi nei pannelli.
Avanzamento: 10m/min.

Ausführung:
PCD Schaftfräser Z2 met vier richtung unterteilung, helische oder gerade.

Einsatzbereich:
Austrennschnitte, sowie zum Fälzen, Nuten und Fügen in Plattenwerkstoffen
Vorschub: 10m/min.

BANER TOOLS

Shank spiral cutter DP - Z2 PLUS

Fresa con gambo ad elica DP - Z2 PLUS

Schaft-Spiralfräser DP - Z2 PLUS

D031

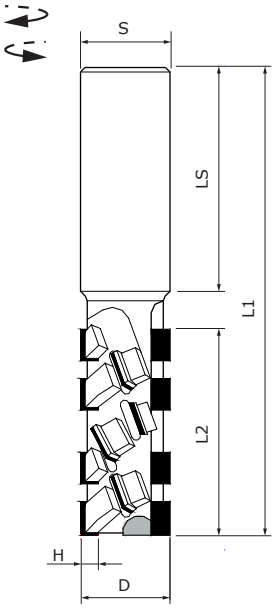



DP MEC

Code RH	Code LH	D (mm)	L2 (mm)	S (mm)	L1 (mm)	Z 2 (tips)	H (mm)	€
D031 001	D031 022	20	22	20X50	82	8	4	
D031 002	D031 023	20	28	20X50	88	10	4	
D031 003	D031 024	20	33	20X50	93	12	4	
D031 004	D031 025	20	39	20X50	99	14	4	
D031 005	D031 026	20	45	20X50	105	16	4	
D031 006	D031 027	20	50	20X50	110	18	4	
D031 007	D031 028	20	55	20X50	115	20	4	
D031 008	D031 029	20	61	20X50	121	22	4	
D031 009	D031 030	22	22	20X50	82	8	4	
D031 010	D031 031	22	28	20X50	88	10	4	
D031 011	D031 032	22	33	20X50	93	12	4	
D031 012	D031 033	22	39	20X50	99	14	4	
D031 013	D031 034	22	45	20X50	105	16	4	
D031 014	D031 035	22	50	20X50	110	18	4	
D031 015	D031 036	25	33	25X55	93	12	4	
D031 016	D031 037	25	39	25X55	99	14	4	
D031 017	D031 038	25	45	25X55	105	16	4	
D031 018	D031 039	25	50	25X55	110	18	4	
D031 019	D031 040	25	55	25X55	115	20	4	
D031 020	D031 041	25	61	25X55	121	22	4	
D031 021	D031 042	25	67	25X55	126	24	4	

**One drilling tip in PCD*

Design:
PCD Shank Cutter Z2 with four divisions with multi-cutting tips.

Application:
Cut-outs, rabbeting, grooving, jointing in panel materials.
Feed rate up to 12m/min.

Esecuzione:
Punta in PCD Z2 a quattro divisioni a taglio multiplo

Applicazioni:
Per tagli, battute, incastri e smussi nei pannelli.
Avanzamento: 12m/min.

Ausführung:
PCD Schaftfräser Z2 met vier richtung unterteilung Schneiden Mehrfaches.

Einsatzbereich:
Austrennschnitte, sowie zum Fälzen, Nuten und Fügen in Plattenwerkstoffen
Vorschub: 12m/min.

Shank spiral cutter DP - Z3

Fresa con gambo ad elica DP - Z3

Schaft-Spiralfräser DP - Z3

D032



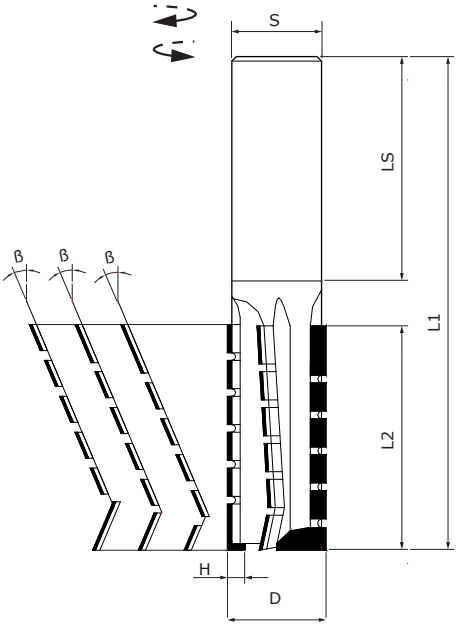



DP MEC

Code RH	Code LH	D (mm)	L2 (mm)	S (mm)	L1 (mm)	Z 3 (tips)	H (mm)	€
D032 001	D032 020	16	20	16X50	80	7	4	
D032 002	D032 021	16	25	16X50	85	9	4	
D032 003	D032 022	16	30	16X50	90	11	4	
D032 004	D032 023	16	35	16X50	95	13	4	
D032 005	D032 024	16	40	16X50	100	15	4	
D032 006	D032 025	16	45	16X50	105	17	4	
D032 007	D032 026	20	20	20X50	80	7	4	
D032 008	D032 027	20	25	20X50	85	9	4	
D032 009	D032 028	20	30	20X50	90	11	4	
D032 010	D032 029	20	35	20X50	95	13	4	
D032 011	D032 030	20	40	20X50	100	15	4	
D032 012	D032 031	20	45	20X50	105	17	4	
D032 013	D032 032	20	50	20X50	110	19	4	
D032 014	D032 033	20	55	20X50	115	21	4	
D032 015	D032 034	20	60	20X50	120	23	4	
D032 016	D032 035	20	65	20X50	125	25	4	
D032 017	D032 036	22	70	20X50	130	27	4	
D032 018	D032 037	22	75	20X50	135	29	4	
D032 019	D032 038	22	80	20X50	140	31	4	

**One drilling tip in PCD*

Design:
PCD Shank Cutter Z3 with three multi-cutting helical divisions and chip-breaker.

Finishing:
Sizing, Cut-outs, rabbeting , grooving, jointing in panel materials.
Feed rate up to 25m/min.

Esecuzione:
Punta in PCD Z3 a tre divisioni multi-taglienti ad elica e rompitrucciolo.

Applicazioni:
Finitura, tagli, battute, incastri e smussi nei pannelli.
Avanzamento: 25m/min.

Ausführung:
PCD Schaftfräser Z3 mit drei helische richtung unterteilung Schneiden Mehrfaches und Spanbrechers.

Einsatzbereich:
Format, Austrennschnitte, sowie zum Fälzen, Nuten und Fügen in Plattenwerkstoffen.
Vorschub: 25m/min.

BANER TOOLS

Shank spiral cutter DP - Z3 PLUS

Fresa con gambo ad elica DP - Z3 PLUS

Schaft-Spiralfräser DP - Z3 PLUS

D033



DP MEC

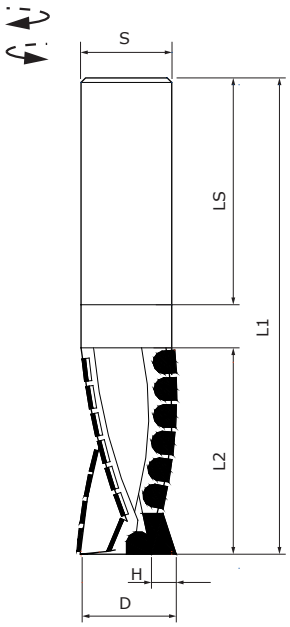

Code RH	Code LH	D (mm)	L2 (mm)	S (mm)	L1 (mm)	Z 1 (tips)	H (mm)	€
D033 001	D033 024	20	30	20X50	90	12	5	
D033 002	D033 025	20	35	20X50	95	15	5	
D033 003	D033 026	20	40	20X50	100	18	5	
D033 004	D033 027	20	45	20X50	105	20	5	
D033 005	D033 028	20	50	20X50	110	21	5	
D033 006	D033 029	20	55	20X50	115	24	5	
D033 007	D033 030	20	60	20X50	120	27	5	
D033 008	D033 031	20	65	20X50	125	29	5	
D033 009	D033 032	22	65	20X50	125	29	5	
D033 010	D033 033	22	70	20X50	130	30	5	
D033 011	D033 034	22	75	20X50	135	33	5	
D033 012	D033 035	22	80	20X50	140	36	5	
D033 013	D033 036	25	30	25X55	90	12	5	
D033 014	D033 037	25	35	25X55	95	15	5	
D033 015	D033 038	25	40	25X55	100	18	5	
D033 016	D033 039	25	45	25X55	105	20	5	
D033 017	D033 040	25	50	25X55	110	21	5	
D033 018	D033 041	25	55	25X55	115	24	5	
D033 019	D033 042	25	60	25X55	120	27	5	
D033 020	D033 043	25	65	25X55	125	29	5	
D033 021	D033 044	25	70	25X55	130	30	5	
D033 022	D033 045	25	75	25X55	135	33	5	
D033 023	D033 046	25	80	25X55	140	36	5	

**One drilling tip in PCD*

Design:
PCD Shank Cutter Z3 with three multi-cutting helical divisions and chip-breaker.

Finishing:
Sizing (+) and cut-outs in panel materials.
Feed rate up to 25m/min.

Esecuzione:
Punta in PCD Z3 a tre divisioni multi-taglienti ad elica e rompitrucciolo.

Applicazioni:
Tagli di Finitura + nei pannelli.
Avanzamento: 25m/min.

Ausführung:
PCD Schaftfräser Z3 mit drei helische richtung unterteilung, Schneiden Mehrfaches und Spanbrechers.

Einsatzbereich:
Format + und Austrennschnitte in Plattenwerkstoffen.
Vorschub: 25m/min

Shank spiral cutter DP - Z2 Axial 45°

Fresa con gambo ad elica DP - Z2 Axial 45°

Schaft-Spiralfräser DP - Z2 Axial 45°

D034





DP MEC

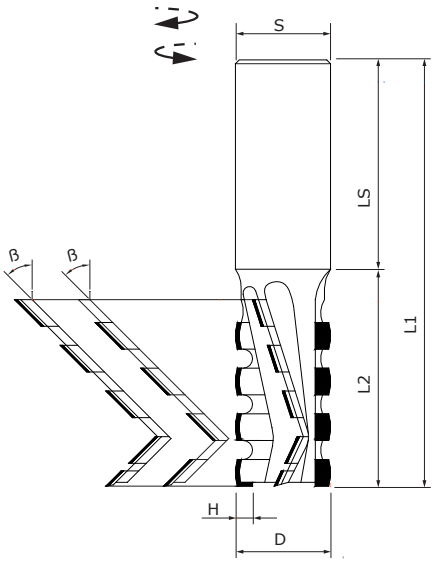

Code RH	Code LH	D (mm)	L2 (mm)	S (mm)	L1 (mm)	Z 1 (tips)	H (mm)	€
D034 001	D034 025	20	19	20X50	79	8	4	
D034 002	D034 026	20	25	20X50	85	10	4	
D034 003	D034 027	20	31	20X50	91	12	4	
D034 004	D034 028	20	37	20X50	97	16	4	
D034 005	D034 029	20	43	20X50	103	18	4	
D034 006	D034 030	20	49	20X50	109	20	4	
D034 007	D034 031	20	55	20X50	115	22	4	
D034 008	D034 032	22	25	20X50	85	10	4	
D034 009	D034 033	22	31	20X50	91	12	4	
D034 010	D034 034	22	37	20X50	97	16	4	
D034 011	D034 035	22	43	20X50	103	18	4	
D034 012	D034 036	22	49	20X50	109	20	4	
D034 013	D034 037	22	55	20X50	115	22	4	
D034 014	D034 038	25	19	25X55	84	6	4	
D034 015	D034 039	25	25	25X55	89	8	4	
D034 016	D034 040	25	31	25X55	96	10	4	
D034 017	D034 041	25	37	25X55	102	12	4	
D034 018	D034 042	25	43	25X55	108	14	4	
D034 019	D034 043	25	49	25X55	114	16	4	
D034 020	D034 044	25	55	25X55	120	18	4	
D034 021	D034 045	25	61	25X55	125	20	4	
D034 022	D034 046	25	67	25X55	132	22	4	
D034 023	D034 047	25	73	25X55	138	24	4	
D034 024	D034 048	25	79	25X55	144	26	4	

**Two drilling tips in PCD*

Design:
PCD Shank Cutter Z2 with four multi-cutting helical divisions and chip-breaker.

Finishing:
Sizing (++) and cut-outs in panel materials.
Feed rate up to 25m/min .

Esecuzione:
Punta in PCD Z2 a quattro divisioni multi-taglienti ad elica e rompitrucciolo.

Applicazioni:
Tagli di Finitura ++ nei pannelli.
Avanzamento: 25m/min.

Ausführung:
PCD Schaftfräser Z2 mit vier helische richtung unterteilung, Schneiden Mehrfaches und Spanbrechers.

Einsatzbereich:
Format ++ und Austrenn-schnitte in Plattenwerkstoffen.
Vorschub: 25m/min.

BANER TOOLS

Shank spiral cutter for Nesting DP - Z3

Fresa con gambo ad elica per Nesting DP - Z3

Schaft-Spiralfräser für Nesting DP - Z3

D035

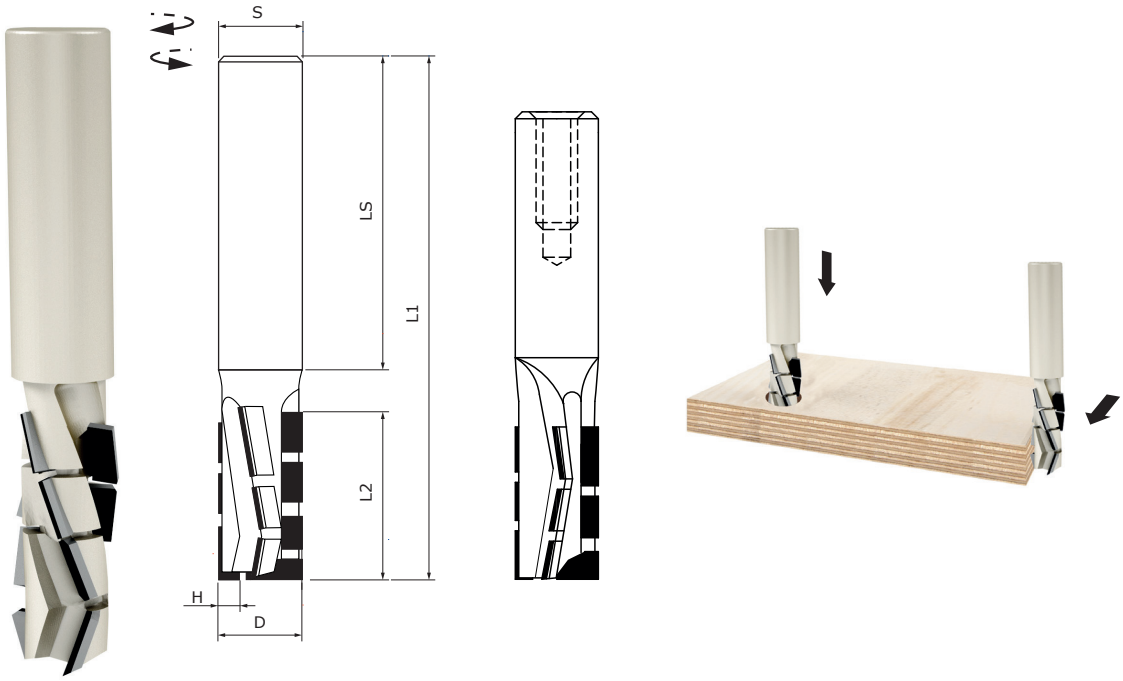

Code RH	Code LH	D (mm)	L2 (mm)	S (mm)	L1 (mm)	H (mm)	Z 3 (tips)	€
D035 001	D035 017	10	20	10	70	3	8	
D035 002	D035 018	10	27	10	75	3	9	
D035 003	D035 019	10	20	12	70	3	8	
D035 004	D035 020	10	27	12	75	3	10	
D035 005	D035 021	12	20	12	70	3	8	
D035 006	D035 022	12	27	12	75	3	10	
D035 007	D035 023	12	31	12	80	3	11	
D035 008	D035 024	12	35	12	85	3	13	
D035 009	D035 025	14	20	14	70	3	8	
D035 010	D035 026	14	27	14	75	3	10	
D035 011	D035 027	14	31	14	80	3	11	
D035 012	D035 028	14	35	14	85	3	13	
D035 013	D035 029	16	20	16	70	3	8	
D035 014	D035 030	16	27	16	75	3	10	
D035 015	D035 031	16	31	16	80	3	11	
D035 016	D035 032	16	35	16	85	3	13	

**One drilling tip in PCD*

Design:
PCD Shank Cutter Z3 with three helical divisions.

Finishing:
Sizing, Cut-outs, rabbeting, grooving, jointing in panel materials.
Feed rate up to 20-25m/min.

Esecuzione:
Punta in PCD Z3 a 3 divisioni ad elica.

Applicazioni:
Finitura, tagli, battute, incastri e smussi nei pannelli.
Avanzamento: 20-25m/min.

Ausführung:
PCD Schaftfräser Z3 mit drei helische richtung unterteilung.

Einsatzbereich:
Format, Austrennschnitte, sowie zum Fälzen, Nuten und Fügen in Plattenwerkstoffen.
Vorschub: 20-25m/min.

Shank spiral cutter for Nesting DP - Z2

Fresa con gambo ad elica per Nesting DP - Z2

Schaft-Spiralfräser für Nesting DP - Z2

D036



We recommend the use of the routerbit D036 combined with Vortex:

HSK63 / ER32-40

HSK63/ER32-40 Hydro



Code RH	D (mm)	L2 (mm)	S (mm)	L1 (mm)	H (mm)	Z 2 (tips)	€
D036 001	10	20	10	70	3	6	
D036 002	10	27	10	75	3	8	
D036 003	10	20	12	70	3	6	
D036 004	10	27	12	75	3	8	
D036 005	12	27	12	70	3	6	
D036 006	12	35	12	75	3	8	
D036 007	14	27	14	70	3	6	
D036 008	14	35	14	75	3	8	
D036 009	16	27	16	70	3	6	
D036 010	16	35	16	75	3	8	
D036 011	10	20	10	70	3	6	
D036 012	10	27	10	75	3	8	
D036 013	10	20	12	70	3	6	
D036 014	10	27	12	75	3	8	
D036 015	12	27	12	70	3	6	
D036 016	12	35	12	75	3	8	
D036 017	14	27	14	70	3	6	
D036 018	14	35	14	75	3	8	
D036 019	16	27	16	70	3	6	
D036 020	16	35	16	75	3	8	

**One drilling tip in PCD*

Design:
PCD Shank Cutter Z2 with three helical divisions.

Finishing:
Sizing, Cut-outs, rabbeting, grooving, jointing in panel materials.
Feed rate up to 20-25m/min.

Esecuzione:
Punta in PCD Z2 a 3 divisioni ad elica.

Applicazioni:
Finitura, tagli, battute, incastri e smussi nei pannelli.
Avanzamento: 20-25m/min.

Ausführung:
PCD Schaftfräser Z2 mit drei helische richtung unterteilung.

Einsatzbereich:
Format, Austrennschnitte, sowie zum Fälzen, Nuten und Fügen in Plattenwerkstoffen.
Vorschub: 20-25m/min.

BANER TOOLS

Shank spiral cutter with dual rotation DP

Fresa con gambo ad elica con doppia rotazione DP

Schaft-Spiralfräser mit doppelter Drehung DP

D037

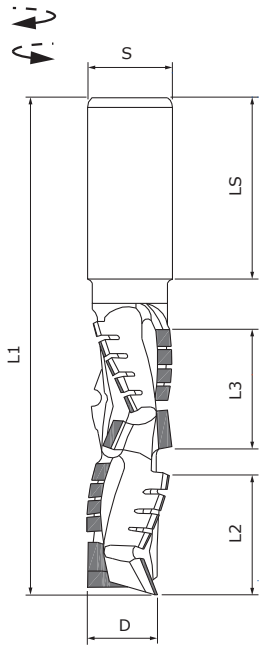



DP MEC

Code RH	Code LH	D (mm)	L2 (mm)	L3 (mm)	S (mm)	L1 (mm)	Z	Z Tot	H (mm)	€
D037 001	D037 007	20	25	25	20X50	120	3+3	9+9	4	
D037 002	D037 008	20	30	30	20X50	130	3+3	11+11	4	
D037 003	D037 009	25	25	25	25X55	125	3+3	9+9	4	
D037 004	D037 010	25	30	30	25X55	135	3+3	11+11	4	
D037 005	D037 011	25	35	35	25X55	145	3+3	13+13	4	
D037 006	D037 012	25	40	40	25X55	155	3+3	15+15	4	

Design:
PCD Shank Cutter Z2+2 or Z3+3 with multi-cutting helical divisions.

Finishing:
Sizing (+), Cut-outs, rabbeting, grooving, jointing in panel materials. Feed rate up to 25m/min.

Esecuzione:
Punta in PCD Z2+2 o Z3+3 con multi-taglienti ad elica.

Applicazioni:
Finitura +, tagli, battute, incastri e smussi nei pannelli.
Avanzamento: 25m/min.

Ausführung:
PCD Schaftfräser Z2+2 oder Z3+3 mit Schneiden helische Mehrfaches.

Einsatzbereich:
Format +, Austrennschnitte, sowie zum Fälzen, Nuten und Fügen in Plattenwerkstoffen.
Vorschub: 25m/min

BANER TOOLS

BANER
TOOLS

Albania

Autostrada Tirane-Durres Km 14
(Karburanti "ELDA")

Phone: +355 692173112

e-mail: info@banertools.com

Italy

Via Brasile 13, 63066,
Grottammare (AP)

Phone: +39 3473027291

e-mail: info@banertools.com

The Netherlands

Rijkebuurtstraat 15, 4611 GZ,
Bergen op Zoom

Phone: +31 164315939

e-mail: info@banertools.com

BANER
TOOLS

info@banertools.com | www.banertools.com